

SRMJEE – 2022 – Phase I

Online counseling Information & Guidelines for Candidates

Greetings from SRM,

Thank you for your interest in SRM. We are glad to inform that SRMJEE – 2022 – Phase I Counseling will be conducted in online mode. Candidates are requested to read the following instructions completely for the successful completion of their Counseling.

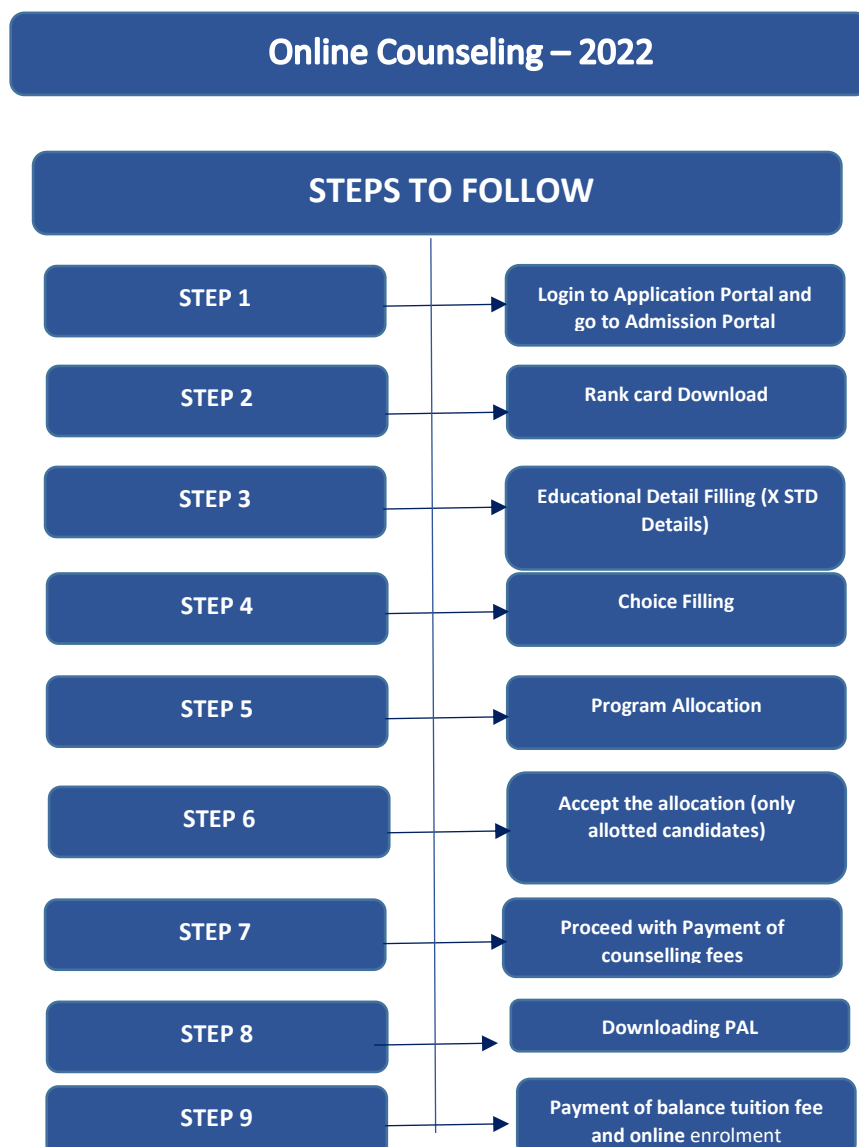
Important Dates for Online Counseling

Display of Rank Cards: 24/1/2022

Choice Filling: 25/1/2022 to 26/1/2022

Program Allocation and Payment of fees: 29/1/2022 to 02/2/2022

The steps involved for online counseling are given below:

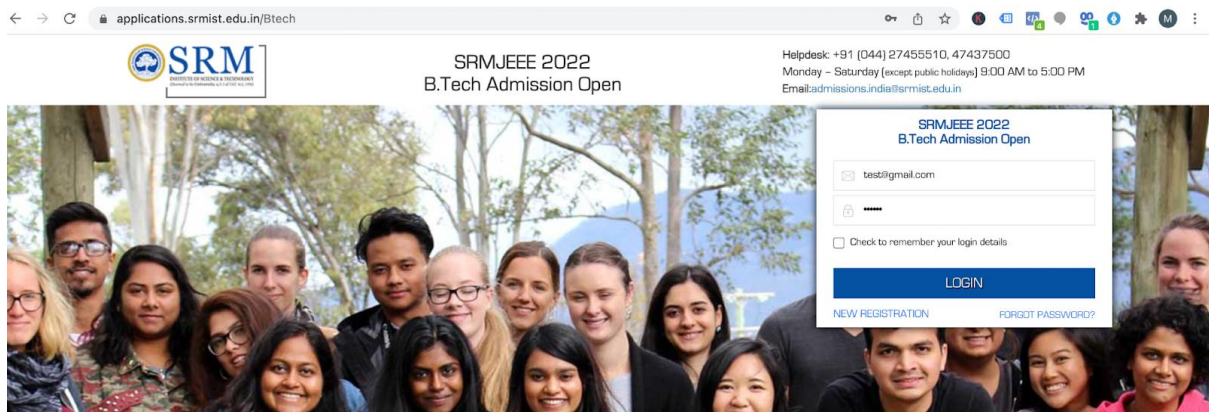


Step 1

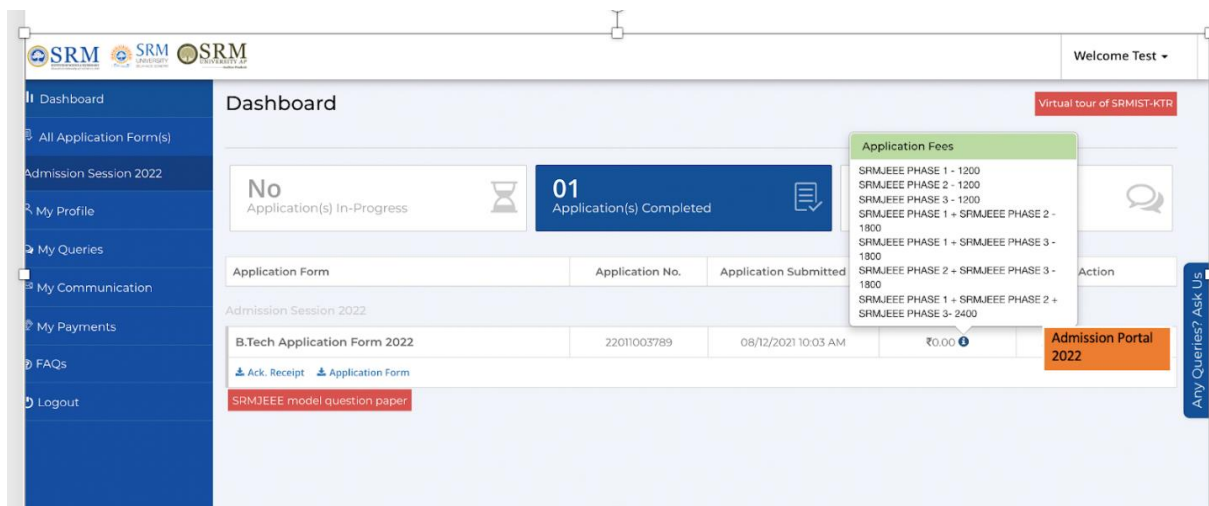
Login

The candidate has to login to the application portal through the link applications.srmist.edu.in/btech

APPLICANT NEEDS TO KEY IN HIS LOGIN CREDENTIALS (USER NAME AND PASSWORD) TO LOGIN TO HIS DASHBOARD.



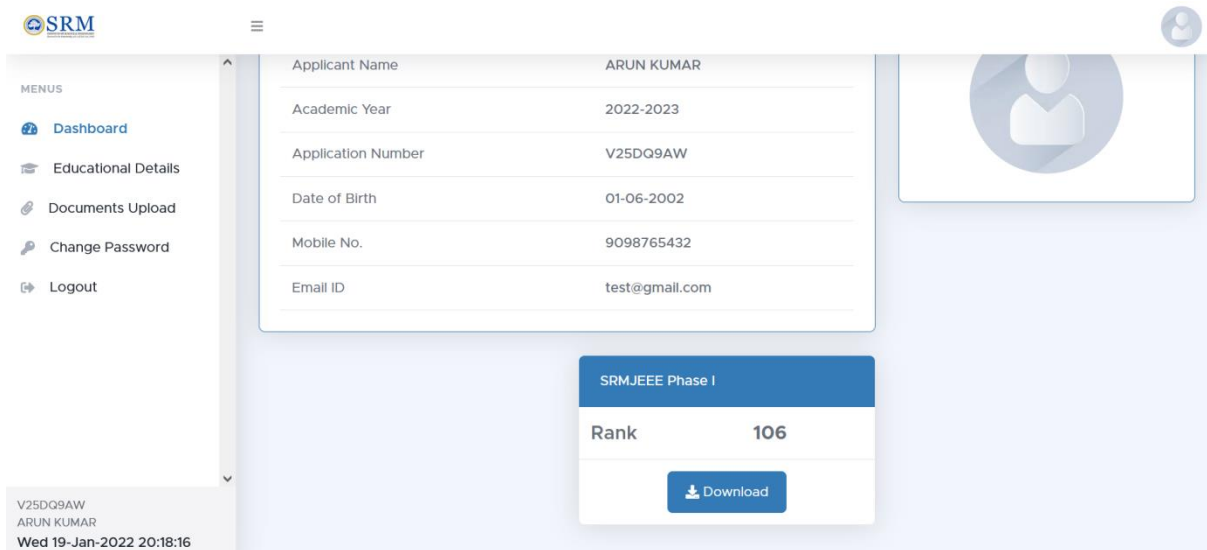
APPLICANT WOULD BE ABLE TO SEE "ADMISSION PORTAL" BUTTON AGAINST THEIR B.TECH APPLICATION FORM



Step 2

Rank card download

Candidates can download the rank card through the mentioned online admission portal (OAP).



The screenshot shows a user interface for SRM. On the left is a menu with options: Dashboard, Educational Details, Documents Upload, Change Password, and Logout. The main area displays applicant details for ARUN KUMAR, including Academic Year (2022-2023), Application Number (V25DQ9AW), Date of Birth (01-06-2002), Mobile No. (9098765432), and Email ID (test@gmail.com). A profile picture placeholder is on the right. Below the details is a blue box for 'SRMJEEE Phase I' showing a Rank of 106 and a 'Download' button. A footer box shows the user ID V25DQ9AW, name ARUN KUMAR, and login time Wed 19-Jan-2022 20:18:16.

Click on the “download” button to download the rank card



The screenshot shows a rank card for SRMJEEE Phase I - 2022. At the top are logos for SRM Institute of Science & Technology, SRM University (Delhi-NCR, Sonepat), and SRM University AP (Andhra Pradesh). The text reads 'SRM Joint Counselling Committee for Admissions - 2022 (SRMJCCA - 2022)'. Below is a table with the following data:

| SRMJEEE Phase I - 2022 | |
|------------------------|----------------|
| Application Number | 22011000460 |
| Name of the Applicant | SHRIE GANESH S |
| SRMJEEE Phase I Rank | 7 |

At the bottom, it states 'This is system generated Rank Card, hence it does not require any signature' and is signed by the 'Director, Admissions'.

Step 3

Educational detail filling

Candidates have to fill the educational details (X STD).

After providing the details of your 10th standard marks, you will be forwarded to the program selection.

10th Details

| | | |
|---------------------------------|---------------------------------|-------------------|
| Board * | If others, Please specify * | Year of Passing * |
| TAMIL NADU BOARD OF HIGHER SECC | TAMIL NADU BOARD OF HIGHER SECC | April 2020 |
| Total Marks Obtained * | Total Maximum Marks * | Percentage * |
| 456 | 500 | 91.20 |

Save

22011000460
SHRIE GANESH S
Wed 19-Jan-2022 18:22:31

Test Entry Highlight All Match Case Match Diacritics Whole Words 2 of 2 matches Reached top of page, continued from bottom

Step 4

Choice filling (Program Selection)

Online Admission Portal (OAP) will be kept open for the candidates to fill the choice of campus and programme preference on 25.1.22 and 26.1.22.

The screenshot displays the SRM University Online Admission Portal (OAP) interface. At the top, there are logos for SRM Institute of Science and Technology, SRM Institute of Engineering and Technology, and SRM Institute of Management. A navigation menu on the left includes: Dashboard, Educational Details, Program Selection (highlighted), Change Password, and Logout. The main content area shows a table for Merit Scholarship (Category B) with columns for SEAS, CSE, and numerical values. Below the table, the text reads: "SRMETH - Faculty of Engineering & Technology, Delhi-NCR, Sonapat, SEAS - School of Engineering and Applied Sciences, AP-Amaravati". A "Program Selection" form is visible, featuring a dropdown menu for "Institution*" (selected: Faculty of Engineering and Technology, Kattankulathur) and another dropdown for "Program*" (selected: -- Select Program --). A blue "Submit" button is located at the bottom of the form. The footer of the page shows the user ID "22011000460", the name "SHRIE GANESH S", and the date "Wed 19-Jan-2022 18:23:51". At the very bottom, there is a search bar with "Test Entry" and search options like "Highlight All", "Match Case", "Match Diacritics", and "Whole Words".

Step 5

Program allocation

The Admission committee will allot the choice of campus, programme and specialization based on the admission criteria such as SRM Joint Entrance Examination Rank, Qualifying Examination, etc.,

The Programmed allotment will be published in the Online Admission Portal (OAP).

Step 6

Accept the Allocation (Only for allotted Candidates)

Candidate have to accept the allotment. Only the allotted students will be able to accept the allocation.

Step 7

Proceed with the payment of Counselling fees

Upon acceptance of allotment, the student will have to pay Rs.1,10,000 which includes one-time non-refundable and non-transferrable registration fee of Rs.10,000 and the counseling fee of Rs.1,00,000 (part of tuition fee).

Online payment details will be updated shortly.

Failure to pay the counseling fee within stipulated time will lead to the cancellation of the allotment.)

Step 8

Downloading Provisional Allotment Letter (PAL)

After the payment of counselling fees, the students can download the PAL from the admission portal.

Step 9

Payment of balance tuition fee and online enrolment

The students can pay the balance tuition fee and proceed with online enrolment. The dates for the payment of balance tuition fees will be intimated.