



राष्ट्रीय परीक्षा एजेंसी
National Testing Agency
Excellence in Assessment

Central Universities – Common Entrance Test (CU-CET) 2021 – UI (Under-Graduate/ Integrated)



Information Bulletin

NATIONAL TESTING AGENCY

Vision

The right candidates joining best institutions will give India her demographic dividend.

Mission

To improve equity and quality in education by administering research based valid, reliable, efficient, transparent, fair and international level assessments. The best subject matter experts, psychometricians and IT delivery and security professionals will ensure that the current gaps in existing assessment systems are properly identified and bridged.

Core values

NTA will create a system which will promote teaching (by teachers), learning (by students) and assessment (by parents and institutions). NTA strongly believes in quality, efficiency, effectiveness, equity and security of assessments. To practice these values, NTA will constantly engage with its stakeholders, viz. students, parents, teachers, experts and partner institutions.

Index

CONTENT		PAGE NO.
List of Abbreviations		5
Important Information and Dates at a Glance		6
Chapter-1	Introduction about NTA and Central Universities Common Entrance Test (CU-CET)	10
1.1	About National Testing Agency (NTA)	10
1.2	About Central Universities	10
Chapter-2	List of Courses/Programmes	11-12
2.1	List of Courses covered under CU-CET (UI) 2021	11-12
Chapter-3	Eligibility Criteria	13
3.1	For CU-CET (UI) 2021 Courses	13
Chapter 4	Details of Examinations	14-15
4.1	Mode of Examinations	14
4.2	Pattern of Question Papers	14
4.3	Medium of Examination	14
4.4	Marking Scheme of Examinations	14-15
4.5	Duration of examinations	15
4.6	Schedule of Examinations	15
Chapter-5	Facility for PwD Candidates	16
5.1	Provisions relating to persons with Disability (PwD)	16
5.2	Facilities for PwD Candidates for Examinations	16
Chapter-6	Registration and Application Process	17-22
6.1	Instructions for Filling Online Application Form	17-19
6.2	Choice of Cities for Examination Centre	19
6.3	Procedure for Filling Application Form	19-21
6.4	Important Points to Note	21-22
Chapter-7	Admit Card, Instructions and Prohibited Materials	23-27
7.1	Admit Card for the Examinations	23
7.2	Important Instructions for Candidates	24-26
7.3	Centres for CU-CET 2021	26

7.4	Prohibited Materials	27
Chapter-8	Unfair Means Practices	28-29
8.1	Unfair Means Practices and Breach of Examination Rules	28-29
Chapter-9	Procedure of Declaration of Result	30-31
9.1	Display of Recorded responses	30
9.2	Display of Provisional Answer key for challenges	30
9.3	Declaration of Results	30
9.4	Percentile and Normalization Procedure	31
Chapter-10	General/Miscellaneous provisions	32-33
10.1	Procedure for appearing in Computer Based Test (CBT)	32
10.2	Test Practice Centres (TPCs)	32
10.3	Caution Notice & Non-Disclosure Agreement	32-33
10.4	Common Services Centres/Facilitation Centres	33
Chapter-11	Query Redressal System/Correspondence with NTA	34
11.1	Query Redressal System	34
11.2	Correspondence with NTA	34
11.3	NTA Weeding Out Rules	34
11.4	Legal Jurisdiction	34

ANNEXURES		
I	Payment of Exam Fee – Procedure/ Mode / Service Provider (S), Services, Charges and Helpdesk	35-37
II	CU-CET (UI) 2021 Courses and Eligibility Criteria	38-52
III	List of Exam Cities for CU-CET (UI) 2021	53-56
IV	Certificate regarding physical limitation to write in an Examination	57
V	Letter of undertaking for using own scribe	58
VI	Format of OBC Certificate	59
VII	Format of SC/ST Certificate	60

VIII	Format of EWS Certificate	61
IX	Procedure for Appearing in Computer Based Test (CBT)	62-67
X	Instructions Regarding Covid-19	68-70
XI	Test Practice Centres (TPCs)	71
XII	Common Services Centres/Facilitation Centres	72
XIII	Replica of Application Form	73 - 84
XIV	Procedure to be adopted for compilation of NTA scores for Multi Session Papers (normalization procedure based on percentile score)	85-88
XV	Helpdesk Contact Details of Participating Universities In CU-CET 2021	89

LIST OF ABBREVIATIONS

CBT	Computer Based Test
CU	Central University
CU-CET	Central Universities - Common Entrance Test
EWS	Economically Weaker Section
GOI	Government of India
MCQ	Multiple Choice Question
MoE	Ministry of Education
NDA	Non-Disclosure Agreement (NDA)
NEGP	National e-Governance Plan (NeGP)
NTA	National Testing Agency
OBC-NCL	Other Backward Classes-Non Creamy Layer
PwD	Persons with Disabilities
QRS	Query Redressal System
RPwD	The Rights of Persons with Disabilities Act, 2016
SC	Scheduled Castes
ST	Scheduled Tribes
TPC	Test Practice Centre
UPI	Unified Payment Interface (UPI)
UR	Unreserved
UT	Union Territory
UI	Under Graduate/Integrated
VLE	Village level Entrepreneur

IMPORTANT INFORMATION AND DATES AT A GLANCE

(Please refer to Information Bulletin for details)

Dates, Fee Details and Application Procedure for CU-CET (UI) 2021:

Name of the Examination	CU-CET (UI) 2021
Online registration and submission of Application Form through NTA Website: https://cucet.nta.nic.in/	16 August to 01 September, 2021 (upto 11:50 pm)
Last date for successful transaction of Examination fee	02 September, 2021 (upto 11:50 pm)
Date of Correction in Application form	03 to 04 September, 2021

Fee Payable for CU-CET (UI) 2021 (through: Net-Banking/ Debit Card /Credit Card / UPI/Wallet)	
Category	Application Fee Under Graduate / Integrated (UI)
General/OBC/EWS Applicants	Rs.800/-
SC/ST/Transgender Applicants	Rs.350/-
PWD Applicants	Nil

Note:

- An applicant can apply for payment through net-banking/debit/credit card/UPI/Wallet.
- Service charges of the concerned Bank/ Payment Gateway Integrator, as applicable.
- An applicant **can apply for both** the Test Papers (UIQP01 and UIQP02) by paying application fee as mentioned above.
- Applicants are advised to read Payment instructions carefully before paying the application fee.

Name of the Examination	CU-CET (UI) 2021
Correction in the Particulars of Application Form online only	03 to 04 September, 2021
Downloading of Admit Card by the Candidate from NTA Website	To be announced later through website.
Mode of Examination	Computer Based Test (CBT)
Pattern of Examination	MCQ
Duration of Examination	120 minutes (02:00 hours)
Start Date of Examination Schedule	15, 16, 23 & 24 September, 2021
Timing of Examination (Two slots per day)	Shift 1- 10.00 AM to 12.00 Noon (IST) & Shift-2- 03.00 PM to 05.00 PM (IST)
Examination Centre	As mentioned on the Admit Card
Display of Recorded Responses and Provisional Answer Keys on the Website for inviting challenge(s) from interested candidates	To be announced after the exam through website.
Declaration of Result on NTA Website	To be announced after the exam through website.
Website	https://cucet.nta.nic.in/ , www.nta.ac.in

1. Candidate must read carefully the Instructions (including how to fill up Application Form online) given in the Information Bulletin available on the NTA Website. Candidates not complying with the Instructions shall be summarily disqualified.
2. Candidate can apply for **CU-CET (UI) 2021 through “Online” mode only. The Application Form in any other mode will not be accepted.**
3. Download Information Bulletin and read the same carefully regarding eligibility and procedure / documentation required for filling the Online Application Form.

❖ **Follow the steps given below to Apply Online:**

Step-1: Register for Online Registration using your own Email ID and Mobile No. and note down system generated Application Number.

Step-2: Complete the Online Application Form and note down the system generated Application Number.

Step-3: Upload visible scanned images of: (i) a recent photograph (in jpg/ jpeg file, size 10Kb – 200Kb) either in colour or black & white with 80% face (without mask) visible including ears against white background; (ii) candidate's signature (file size: 4kb - 30kb);

Step-4: Pay prescribed fee **through Net Banking / Debit Card / Credit Card / UPI and Wallet**, keep proof of fee paid for future reference.

❖ **All the 4 Steps can be done together or at separate timings.**

4. After the submission of Online Application Form (i.e successful completion of Step-4), Confirmation Page of the Application Form, should be downloaded and a printout of the same may be retained for future reference. The Confirmation Page of the online Application Form will be generated **only after successful payment by the Candidate.**

In case the Confirmation Page is not generated after payment of the prescribed Fee, the candidate should approach the concerned Bank/Payment Gateway integrator (at the helpline number and email given in Annexure- I of the Information Bulletin), for ensuring the successful payment.

In spite of the above, if successful transaction is not reflected on the Portal, it means transaction is not complete and candidate may pay second time and ensure OK status. However, any duplicate payment received from the candidate by NTA in course of said transactions will be refunded (in the same payment mode through which the duplicate payment is received), after fee reconciliation by NTA.

5. Information such as his/ her name, contact details / address, category, PwD status, educational qualification details, date of birth, choice of exam cities, etc. provided by the candidate in the online Application Form will be treated as final. Any request for change in such particulars after the closure of correction period will not be considered by NTA.
6. *NTA does not edit/modify/alter any information entered by the candidate under any circumstances. Any request for change in information will not be entertained. Therefore, candidates are advised to exercise utmost caution for filling up correct details in the Application Form. **Request for corrections made by any candidates through Post/***

Fax/WhatsApp/Email/by hand will not be entertained by NTA.

7. *Candidates must ensure that their email address and mobile number to be registered on their online Application Form are their own, as relevant/ important information/ communication will be sent by NTA through e-mail on the registered e-mail address and/or through SMS on registered mobile number only. NTA shall not be responsible for any non-communication/ mis-communication with a candidate in the email address or mobile number given by him/ her other than his/ her own.*
8. *NTA disclaims any liability that may arise to a candidate(s) due to incorrect information provided by him/her in his/her online Application Form.*
9. Candidates are advised to visit the NTA Website and check their e-mails regularly for latest updates.
10. Candidates shall appear in the exam at their own cost at the allotted Examination Centre on the Date / Shift and time indicated on their respective Admit Cards which would be issued by the NTA in due course through its Website.

Notes:

- i. The final submission of Online Application Form will remain incomplete if Step-3 and step-4 are not completed. Such forms will stand rejected and no correspondence on this account will be entertained.
- ii. No request for refund of fee once remitted by the candidate will be entertained by NTA under any circumstances.
- iii. The entire application process for **CU-CET (UI) 2021** is online, including uploading of scanned images, payment of fees, and printing of Confirmation Page, Admit Card, etc.
- iv. Usage of Data and Information: NTA/Government of India can use the data provided by the End Users (test taker in this case) for internal purpose(s) including training, research and development, analysis and other permissible purpose(s). However, this information is not for use by any third party or private agency for any other use.

Brief Advisory regarding COVID-19 Pandemic: (Annexure –X)

Candidates are advised to carry only the following with them into the Examination venue:

- a) Admit Card along with Self Declaration (Undertaking) downloaded from the NTA Website (a clear printout on A4 size paper) duly filled in.
- b) A simple transparent Ball Point Pen.
- c) Additional photograph, to be pasted on Attendance Sheet
- d) Personal hand sanitizer (50 ml).
- e) Personal transparent water bottle.
- f) ID Proof
- g) Sugar tablets/fruits (like banana/apple/orange) in case the candidate is diabetic.

Notes:

1. In case it is found at any time in future that the Candidate has used / uploaded the photograph and signature of someone else in his/ her Application Form / Admit Card or he/she has tampered his/her Admit Card / result, these acts of the candidate shall be treated as Unfair Means (UFM) Practices on his/her part and he/she shall be proceeded with the actions as contemplated under the provisions of the Information Bulletin relating to Unfair Means Practices.
2. Candidates are NOT allowed to carry Instruments, Geometry or Pencil box, Handbag, Purse, any kind of Paper/ Stationery/ Textual material (printed or written material), Eatables (loose or packed), Mobile Phone/ Earphone/ Microphone/ Pager, Calculator, DocuPen, Slide Rules, Log Tables, Camera, Tape Recorder, Electronic Watches with facilities of calculator, any metallic item or electronic gadgets/ devices in the Examination Hall/Room. Smoking, chewing gutka, spitting etc. in the Examination Room/Hall is strictly prohibited.
3. Possession by a candidate of any of the above-mentioned items will be treated as an act of Unfair Means and may lead to cancellation of his/her candidature in the Examination & may also involve debarring the candidate for future Examination(s).

CHAPTER – 1: INTRODUCTION ABOUT NTA AND CENTRAL UNIVERSITIES COMMON ENTRANCE TEST (CU-CET)

1.1. About National Testing Agency (NTA)

The Ministry of Human Resource Development (MHRD), which is now known as Ministry of Education (MoE), Government of India (GOI) has established the National Testing Agency (NTA) as an independent, autonomous, and self-sustained premier testing organization under the Societies Registration Act (1860) for conducting efficient, transparent and international standards tests in order to assess the competency of candidates for admissions to premier higher education institutions.

The National Testing Agency (NTA) has been entrusted by the Central University (CU), with the task of conducting of CU-CET (UG) and (PG) 2021 for 12 Central Universities.

1.2. About Central Universities

Central Universities or Union Universities in India are established by an Act of Parliament and are under the purview of the Department of Higher Education in the Ministry of Education. In general, Universities in India are recognised by the University Grants Commission (UGC), which draws its power from the University Grants Commission Act, 1956. In addition, 15 Professional Councils are established, controlling different aspects of accreditation and coordination. Central universities, in addition, are covered by the Central Universities Act, 2009, which regulates their purpose, powers, governance etc., and established 12 new universities.

CU-CET is Central Universities Common Entrance Test for admission to different programmes of participating Central Universities. It provides a single window opportunity to the students to seek admission in these participating Universities / Institute(s) across the country.

List of 12 participating Central Universities in the CU-CET 2021

(Relevant details of each University in Annexure XV)

- a) Assam University, Silchar
- b) Central University of Andhra Pradesh
- c) Central University of Gujarat
- d) Central University of Haryana
- e) Central University of Jammu
- f) Central University of Jharkhand
- g) Central University of Karnataka
- h) Central University of Kerala
- i) Central University of Punjab
- j) Central University of Rajasthan
- k) Central University of South Bihar
- l) Central University of Tamil Nadu

CHAPTER – 2: LIST OF COURSES/ PROGRAMMES

2.1 List of Courses covered under CU-CET (UI) 2021

Number of Programmes (Subjects) in CU-CET (UI) 2021:

Sr. No.	Courses	Programme (Subjects)	Offered By	Test Paper Code
1	B.Voc.	Biomedical Sciences	CUHAR	UIQP01
2	B.Voc.	Industrial Waste Management	CUHAR	
3	B.Tech.	Computer Science and Engineering	CUHAR	
4	B.Tech.	Electrical Engineering	CUHAR	
5	B.Tech.	Civil Engineering	CUHAR	
6	B.Tech.	Printing and Packaging Technology	CUHAR	
7	Integrated B.Sc. (Hons) M.Sc.	Botany	CUJAM	
8	Integrated B.Sc. (Hons) M.Sc.	Zoology	CUJAM	
9	Integrated B.Sc. (Hons) M.Sc.	Chemistry	CUJAM	
10	Integrated B.Sc. (Hons) M.Sc.	Physics	CUJAM	
11	B.Tech.	Electrical Engineering	CUKNK	
12	B.Tech.	Electronics and Communication Engineering	CUKNK	
13	B.Sc.	Physics, Chemistry and Mathematics	CUKNK	
14	Integrated M.Sc.	Biochemistry	CURAJ	
15	Integrated M.Sc.	Biotechnology	CURAJ	
16	Integrated M.Sc.	Chemistry	CURAJ	
17	B.Sc.	Chemistry	CUJHD	
18	Integrated M.Sc.	Computer Science	CURAJ	
19	Integrated M.Sc.	Environmental Science	CURAJ	
20	Integrated M.Sc.	Mathematics	CURAJ	
21	Integrated M.Sc.	Microbiology	CURAJ	
22	Integrated M.Sc.	Physics	CURAJ	
23	Integrated M.Sc.	Statistics	CURAJ	
24	Integrated B.Sc. B.Ed.	B.Sc. B.Ed.	CUSBR	
25	Integrated M.Sc.	Chemistry	CUTND	
26	Integrated M.Sc.	Life Sciences	CUTND	
27	Integrated M.Sc.	Mathematics	CUTND	
28	Integrated M.Sc.	Physics	CUTND	
29	Integrated B.Sc. B.Ed.	B.Sc. B.Ed. (Mathematics)	CUTND	
30	B.Sc.	Textiles	CUTND	

Sr. No.	Courses	Programme (Subjects)	Offered By	Test Paper Code
31	Integrated M.Sc.	Chemistry	CUHAR	UIQP02
32	Integrated M.Sc.	Mathematics	CUHAR	
33	Integrated M.Sc.	Physics	CUHAR	
34	B.Sc. (Hons)	Economics	CUAPH	
35	B.A. (Hons)	Political Science	CUAPH	
36	B.Voc.	Tourism and Travel Management	CUAPH	
37	B.Voc.	Retail Management and IT	CUAPH	
38	B.A. (Hons)	German Studies	CUGUJ	
39	B.A. (Hons)	Chinese	CUGUJ	
40	Integrated/ Dual Degree B.A.-M.A.	Social Management	CUGUJ	
41	B.Voc.	Retail and Logistic Management	CUHAR	
42	B.Voc.	Retail Management	CUJAM	
43	B.Voc.	Banking and Financial Services	CUJAM	
44	B.Voc.	Tourism Management	CUJAM	
45	Integrated B.A. B.Ed.	Integrated B.A. B. Ed.	CUJAM	
46	Diploma	Beauty and Wellness	CUJAM	
47	Diploma	Beauty and Wellness (Makeup)	CUJAM	
48	B.A.	International Relations	CUKER	
49	B.A.	English	CUKNK	
50	B.A.	English	CUJHD	
51	B.A.	Economics	CUKNK	
52	BBA	Business Administration	CUKNK	
53	B.Sc.	Psychology	CUKNK	
54	B.Sc.	Geography	CUKNK	
55	B.Sc.	Geology	CUKNK	
56	Integrated M.Sc.	Economics	CURAJ	
57	Certificate Course	Beauty and Wellness	CUJAM	
58	B.A. (Hons)	Korean	CUJHD	
59	Integrated B.A. B.Ed.	B.A. B.Ed.	CUSBR	
60	B.A. (Hons)	Chinese	CUJHD	
61	Integrated B.A. LLB (Hons)	B.A. LLB	CUSBR	
62	Integrated M.Sc.	Linguistics	CURAJ	
63	Integrated M.A.	Economics	CUTND	
64	BPA	Music	CUTND	

[Disclaimer: NTA will have no role in the selection process - transfer / cancellation/ conversion of seats and admission of CU-CET (UI) 2021 appeared candidates in the CU courses and refund of fees paid by them to Counselling Authorities/ Admission, etc.]

CHAPTER – 3: ELIGIBILITY CRITERIA

3.1. For CU-CET (UI) 2021 Courses

3.1.1. List of Courses Attached as Annexure-II.

CHAPTER – 4: Details of Examinations

4.1. Mode of Examinations

The Examinations will be conducted in Computer Based Test (CBT) mode.

4.2. Pattern of Question Papers

The pattern of question papers will comprise Multiple Choice Questions in the following areas as given below:

Paper Code	Question Patterns
UI-QP-01	PART-A: 25 (English, General Knowledge and Numerical Ability), PART-B: 25 (Physics), 25 (Chemistry), 25 (Mathematics), 25 (Biology)
UI-QP-02	100 Questions (English, Numerical Aptitude/Data Interpretation, Analytical Skills, Reasoning, General Aptitude & General Knowledge)

4.3. Medium of Examination

The medium of Question Papers for all the Examinations shall be English.

4.4. Marking Scheme of Examinations

Each question would carry **ONE** mark for correct answer and as there is **NEGATIVE MARKING 0.25** marks would be deducted each wrong answer.

4.4.1. Central University-Combined Entrance Test (UI) 2021

Paper Code	Question Patterns
UI-QP-01	PART-A: 25 (English, General Knowledge and Numerical Ability), PART-B: 25 (Physics), 25 (Chemistry), 25 (Mathematics), 25 (Biology)
UI-QP-02	100 Questions (English, Numerical Aptitude/Data Interpretation, Analytical Skills, Reasoning, General Aptitude & General Knowledge)

4.4.2. Evaluation And Merit Lists

Admissions are handled at the level of each of the participating Central Universities (CUs) for their respective programs. After the declaration of the CU-CET 2021 result by NTA, the respective CUs will declare the counselling/ admission schedule and merit list based on the weightage on the CU-CET 2021 score and the other criteria of the respective CU. There will be online/offline admission counselling for participating CUs. Please see the website of the concerned participating university for details.

Notes:

- Un-answered/un-attempted questions will be given no marks.
- To answer a question, the candidate needs to choose one option as most appropriate.
- However, after the process of Challenges of the Answer Key, in case there are multiple correct options or change in key, only those candidates who have attempted it correctly as per the revised Answer key will be awarded marks.
- In case a Question is dropped due to a technical error, full marks shall be given to all the candidates who have appeared

4.5. Duration of Examinations

The Examinations will be conducted in a single shift for a duration as mentioned on the paper

Name of Examination	CU-CET (UI) 2021
Duration of Examination	2 Hours (120 minutes)
Starting date Exam Schedule	To be announced on the NTA website https://cucet.nta.nic.in/
Timing of Examination	To be announced on the NTA website https://cucet.nta.nic.in/

4.6. Schedule of Examinations

Date & Day Shift (Session)	Day 1	Day 2	Day 3	Day 4
MORNING (10.00 AM – 12.00 NOON)	UIQP01	PGQP 04, 13, 15, 19, 30, 31, 37, 50, 51, 54, 57	PGQP 02, 05, 11, 28, 29, 38, 45, 46, 47, 48, 49	PGQP 06, 08, 25, 26, 41, 42, 43, 58
AFTERNOON (03.00 PM – 05.00 PM)	UIQP02	PGQP 01, 07, 09, 10, 16, 21, 23, 36, 39, 44	PGQP 03, 14, 17, 20, 24, 27, 32, 33, 35	PGQP 12, 18, 22, 34, 40 , 52, 53, 55, 56

CHAPTER – 5: FACILITY FOR PWD CANDIDATES

5.1. Provisions relating to Persons with Disability (PwD)

- ❖ *As per Section 2(s) of the RPwD Act, “Persons with Disability (PwD)” means a person with long term physical, mental, intellectual, or sensory impairment which, in interaction with barriers, hinders his full and effective participation in society equally with others.*
- ❖ *According to Section 2(r) of the RPwD Act, 2016, “persons with benchmark disabilities” means a person with not less than forty percent (40%) of a specified disability where specified disability has not been defined in measurable terms and includes a person with disability where specified disability has been defined in measurable terms, as certified by the certifying authority.*

5.2. Facilities for PwD Candidates for Examinations

As per the Guidelines issued by the Department of Empowerment of Persons with Disabilities (Divyangjan) under Ministry of Social Justice & Empowerment issued from time to time on the subject: “Written Examination for Persons with Benchmark Disabilities”, a candidate with one of the benchmark disabilities [as defined in Section 2(r) of RPwD Act, 2016], holding a Disability Certificate in the format prescribed in **Annexure-IV**, is entitled to the following facilities:

- ❖ *The facility of Scribe, in case he/she has a physical limitation, and a scribe is essential to write the Examination on his/her behalf, being so certified in the aforesaid format by a CMO/Civil Surgeon/ Medical Superintendent of a Govt. Health Care Institution. However, as a measure of caution and due to the prevailing circumstances of COVID-19 Pandemic, such candidate is required to bring his/her own Scribe along with an undertaking in the format given at **Annexure-V**.*
- ❖ **Compensatory time** of 20 minutes per hour for Examination would be provided to all candidates with benchmark disability (PwD candidates), whether such candidate availing the facility of Scribe or not.
- ❖ The Candidate cannot change the category or sub-category (PwD status) after the submission of the Online Application Form, and in any case, no change will be entertained by NTA after the declaration of NTA Scores. Therefore, the candidates are advised to fill the category / sub-category column very carefully.

CHAPTER – 6: Registration and Application process

6.1. Instructions for filling Online Application Form

- 6.1.1. Candidates have to apply “Online” only for CU-CET (UI) 2021 by accessing the website: www.cucet.nta.nic.in. (The Application other than online mode would not be accepted in any case.)
- 6.1.2. If a candidate submits more than one Application Form for the same course, all his/her Application Forms shall summarily be rejected.
- 6.1.3. Replica of Application Form is given at **Annexure- XIII**
- 6.1.4. It is suggested that the candidate should keep the following ready before filling of the online Application Form:
- A computer with proper internet connectivity,
 - The particulars of a valid Government ID proof,
 - The Date of Birth (as mentioned in Class X Board Certificate),
 - Govt. Identity Details like Aadhar Number (last 4 digits) / Election Card (EPIC No.) / Passport number/Ration Card Number / Bank Account Number / PAN Number / Other valid Govt. IDs,
 - Educational Qualification details,
 - Actual category viz General (UR) / EWS / OBC (Non-Creamy Layer) / SC / ST, as the case may be, correctly mentioned in the relevant column
 - Scanned clear passport photograph in JPG/JPEG format (size between 10 kb–200 kb) either in colour or black & white with 80% face (without mask) visible including ears against white background,
 - Scanned clear signature in JPG/JPEG format (size between 4 kb–30 kb)
 - Four (04) Cities of your Choice,
 - Bank account details for payment of fee,
 - A valid e-mail ID as important communications will be made in this e-mail ID,
 - A valid mobile number as important information via SMS will be sent to this number.
- 6.1.5. Information Bulletin and Replica of Application Form given therein may be downloaded and read carefully by the candidate to be sure about his/her eligibility and acquaint with requirements for submission of Online Application Form.
- 6.1.6. Whether they fulfil the eligibility conditions for the Exam as prescribed.
- 6.1.7. In order to avoid correction in the particulars at a later stage, the candidate should *exercise utmost caution while filling up the details in the Application Form.*

6.1.8. Following Steps may be followed to Apply Online:

Step-1: Register for Online Registration using your own Email ID and Mobile No. and note down system generated Application Number.

Step-2: Complete the Online Application Form and note down the system generated Application Number.

Step-3: Upload legible scanned images of: (i) a recent photograph (in jpg/ jpeg file, size 10Kb – 200Kb) either in colour or black & white with 80% face (without mask) visible including ears against white background; (ii) candidate's signature (file size: 4kb - 30kb)

Step-4: Pay prescribed fee **through Net Banking / Debit Card / Credit Card / UPI** and keep proof of fee paid for future reference.

All the 4 Steps can be done together or at separate timings.

After the submission of Online Application Form (i.e successful completion of Step-4), Confirmation Page of the Application Form, should be downloaded and a printout of the same may be retained for future reference. The Confirmation Page of the online Application Form could be generated **only after successful payment by the Candidate.**

In case the Confirmation Page is not generated after payment of Prescribed Fee, then the candidate should approach the concerned Bank/Payment Gateway integrator (in the helpline number and email given in Annexure- I of the Information Bulletin), for ensuring the successful payment.

In spite of above, if successful transaction is not reflected on the Portal, it means transaction is not complete and candidate may pay second time and ensure OK status. However, any duplicate payment received from the candidate by NTA in course of said transactions will be refunded (in the same payment mode through which the duplicate payment is received), after fee reconciliation by NTA.

However, any duplicate payment received from the candidate by NTA in course of said transactions will be refunded (in the same payment mode through which the duplicate payment is received), after fee reconciliation by NTA.

Notes:

- i. The final submission of Online Application Form will remain incomplete if Step - 2 Step-3 and Step-4 are not completed, such Application Forms will stand rejected and no correspondence on this account will be entertained.
- ii. No request for refund of fee once remitted by the candidate will be entertained.
- iii. The entire application process of CU-CET (UI) 2021 is online, including uploading of scanned images, Payment of Fees and Printing of Confirmation page. Therefore, candidates are not required to send/submit any document(s) including Confirmation page to NTA through Post/Fax/By Hand/E-mail.
- iv. Candidates are advised to keep visiting the NTA's website regularly for latest updates and to check their e-mails.
- v. The NTA can make use of the data generated for the purpose of research and analysis.

- vi. All the candidates who have submitted the online Application and paid the Examination fee till last date will be allowed to appear in CU-CET (UI) 2021 and their admit cards will be uploaded on the website as per schedule.
- vii. NTA verifies neither the information filled by the candidates in the Application Form nor any certificate of Category/Educational Qualification for deciding the eligibility of candidates.
- viii. The certificates of educational qualification and category (if applied under reserved category) will be verified by the concerned institution. The candidates are, therefore, advised to ensure their eligibility and the category (if applying under reserved category).
- ix. NTA will, in no way, be responsible for any wrong/incorrect information furnished by the candidate(s) in his/her Online Application Form. The letter/e-mails/WhatsApp Message/Public Grievance in this regard will not be entertained by the NTA.

6.2. Choice of Cities for Examination Centre

- 6.2.1. List of Cities for Examination Centres for CU-CET (UI) 2021 are given at Annexure III respectively. **It is mandatory for candidates to select four cities of their choice while filling Online Application Form. {Annexure III}**
- 6.2.2. Effort will be made to allot a Centre of Examination to a candidate in a City of his/her Choice. However, due to logistic & administrative reasons, exam centre may be allotted to him/her in a different city of nearby area.
- 6.2.3. The City for Examination Centre once chosen and allotted cannot be changed (after the closing of the correction window) and any request in this regard will not be entertained.

6.3. Procedure for Filling Application Form

PART I: REGISTRATION PAGE

Fill in the basic information and note down the system generated Application No.

- (i) Candidate's Name/ Mother's Name/ Father's Name:
Provide Candidate's Name, Mother's Name, and Father's Name as given in the Secondary School Examination or equivalent Board / University Certificate in capital letters. No prefix in the name of the candidate is allowed.
- (ii) Date of Birth: dd/mm/yyyy
Provide Candidate's date of birth as recorded in Secondary School Examination or equivalent Board/ University Certificate.
- (iii) Mobile Number and e-mail Address:
Candidates must provide own Mobile Number and e-mail address.

Note: Only one e-mail address and one Mobile Number are valid for one application

PART II: FILL IN THE COMPLETE APPLICATION FORM

Fill in the complete Application

Notes:

- i. The NTA shall not be responsible for any delay/loss in postal transit or for an incorrect Correspondence address given by the Applicant in the Application Form. Therefore, the candidate has to ensure that he/she mentions his/her complete correspondence address, including pin code, in his/her Online Application Form.
- ii. The Candidate must ensure that e-mail address and Mobile Number provided in **the Online Application Form are their own (which cannot be changed later)** as communication may be sent by NTA through **e-mail or SMS**.
- iii. The Candidate should not give the postal address, Mobile Number or e-mail ID of Coaching Centre in the Online Application Form.

Choice of Cities for Examination Centres: The City of Examination Centres where the test shall be conducted are given at Annexure-III. It is mandatory for candidates to select **Four** cities of their **choice while filling Online Application Form of CU-CET 2021**.

PART III: Uploading of scanned images

(i) **Candidate's Photograph:** to be uploaded

- Photograph should not be with cap or goggles. Photograph should cover 80% face (without mask) visible including ears against white background.
- Spectacles are allowed if being used regularly.
- **Polaroid and Computer generated photos are not acceptable.**
- **Applications not complying with these instructions or with unclear photographs are liable to be rejected.**
- **Candidates may please note that if it is found that photograph uploaded is fabricated i.e. de- shaped or seems to be hand-made or computer made, the form of the candidate will be rejected and the same would be considered as using unfair means and the candidate would be dealt with accordingly.**
- Application without photograph shall be rejected. The photograph need not be attested. Candidates are advised to take 6 to 8 passport size colored photographs with white background.

Note: Passport size photograph is to be used for uploading on Online Application Form and also for pasting on Attendance Sheet at the Examination Centre.

- The candidate should scan his/her passport size photograph for uploading.

File size must be between **10 kb to 200 kb**.

(ii) Candidate's Signature: to be uploaded

The candidates are required to upload the full signature in running hand writing in the appropriate box given in the Online Application Form. Writing full name in the Box in Capital letters would not be accepted as signature and the Application Form would be rejected. Further, unsigned Online Application Forms will also be rejected.

- The candidate should put his full signature on white paper with Blue/Black Ink pen and scan for uploading.
- File size must be between **04 kb to 30 kb**.

Note: Candidate must ensure that the uploaded images are clear and proper.

PART IV: Payment of Examination Fee

Pay prescribed fee **through Net Banking / Debit Card / Credit Card / UPI / Wallet** and keep proof of fee paid for future reference. Please see Annexure – I for details.

6.4. Important Points to Note:

- 6.4.1. The Candidates should fill their complete postal address with PIN Code for further correspondence.
- 6.4.2. **The Candidate must ensure that e-mail address and Mobile Number provided in the Online Application Form is his/her own (which cannot be changed later) as communication would be sent by NTA through e-mail or SMS.**
- 6.4.3. The Candidate should not give the postal address, Mobile Number or e-mail ID of Coaching Centre in the Online Application Form.
- 6.4.4. **Online Application Form cannot be withdrawn once it is submitted successfully.**
- 6.4.5. Application Form of candidates who do not fulfil the eligibility criteria shall be rejected.
- 6.4.6. In case a candidate is found providing incorrect information or the identity is proved to be false at any time in the future, the candidate shall face penal action as per the law.

6.4.7. The Candidates are not required to send/ submit the confirmation page of Online Application Form to the NTA. However, he/she is advised to retain the following documents with them as reference for future correspondence:

- ❖ **At least four printouts of the Confirmation Page of Online Application Form.**
- ❖ **Proof of fee paid**
- ❖ **Photographs (same as uploaded on the Online Application Form) – 6 to 8 passport size photographs need to be kept aside.**
- ❖ **The name on the photo identification must match with the name as shown on the Admit Card. If the name has been changed due to events such as marriage, candidate must show the relevant document at the time of exam. Marriage Certificate / Divorce / Decree / Legal Name Change Document.**

6.4.8. In case of any technical issue or due to a natural disaster, if an exam in a particular shift/subject has to be rescheduled, NTA may follow the process of normalization of the two test forms as per policy (Annexure-XIV).

6.4.9. The Aadhaar number is only one of the types of identification and is not mandatory. Candidates may also enter Passport number, Ration Card number, Bank Account number or any other valid Government identity number.

CHAPTER – 7: Admit Card, Instructions and Prohibited Materials

7.1. Admit Card for the Examinations

- 7.1.1. The Admit Card will be issued provisionally to the candidates, subject to their satisfying the eligibility conditions.
- 7.1.2. The candidate has to download the Admit Card from the NTA website and appear for the Examination at the given Centre on Date, timing and Examination as indicated in their Admit Card.
- 7.1.3. No candidate will be allowed to appear at the Examination centre, on Date and timing other than that allotted to them in their Admit Card.
- 7.1.4. In case candidates are unable to download Admit Cards from the website, they may approach the Help Line between 10:00 am and 5:00 pm or write to NTA at cucet@nta.ac.in.
- 7.1.5. **The candidates are advised to read the instructions on the Admit Card carefully and follow them during the conduct of the Examination.**
- 7.1.6. **In case of any discrepancy in the particulars of the candidate or his/her photograph and signatures shown in the Admit Card and Confirmation Page, the candidate may immediately approach the Helpline between 10:00 am and 5:00 pm. In such cases, candidates would appear in the Examination with the already downloaded Admit Card. However, NTA will take necessary action to make correction in the record later.**

Notes:

- a. Candidate may please note that Admit Cards will not be sent by post.
- b. In no case, a duplicate Admit Card for CU-CET (UI) 2021 would be issued at the Examination Centres.
- c. Candidate must not mutilate the Admit Card or change any entry made therein.
- d. Candidates are advised to preserve their Admit Cards in good condition for future reference.
- e. No Admit Card shall be issued to the candidates whose Applications are found to be incomplete for any reasons (including indistinct/ doubtful photographs/unsigned Applications) or who do not fulfill the eligibility criteria for the examination.
- f. Issue of Admit Cards, however, shall not necessarily mean acceptance of eligibility which shall be further scrutinized at subsequent stages of admission process.

7.2. Important Instructions for Candidates

Candidates are advised to go through instruction printed on Admit Card carefully before going for the Examination and follow them strictly

- 7.2.1. The candidates are advised to read the instructions on the Admit Card carefully and follow them strictly. They are also advised to read and follow, relevant instructions relating COVID-19 preventive/safety measures given at Annexure-X.
- 7.2.2. Candidates MUST bring the following documents on the day of Examination at the test centre. Candidates who do not bring these will not be allowed to appear in the Examination.
 - i. Print copy of Admit Card downloaded from NTA website.
 - ii. One passport size photograph (same as uploaded on the Online Application Form) for pasting on the specific space in the attendance sheet at the Centre during the Examination.
 - iii. Any one of the authorized Govt. photo IDs (must be original, valid and non-expired), viz. School Identity Card/ PAN card/ Driving Licence/ Voter ID/ Passport/ Aadhar Card (With photograph)/ Aadhar Enrolment No/ Ration Card
 - iv. PwD certificate issued by the Competent Authority, if claiming the relaxation under PwD category.

If the name has been changed due to events such as marriage, candidate must show the relevant document at the time of exam. Marriage Certificate / Divorce / Decree / Legal Name Change Document.

- 7.2.3. Candidates should not be in possession of any material listed in the list of prohibited material.
- 7.2.4. Candidates are not allowed to carry any baggage inside the Examination Centre. NTA will not be responsible for any belongings stolen or lost at the premises.
- 7.2.5. The candidates shall report at the Examination Centre at the time mentioned on the Admit Card so as to avoid crowding at the Examination Centre.
- 7.2.6. Candidates must reach the test centres on or before the reporting time. Candidates shall not be permitted to enter the Examination centre 30 mins before the start of the Examination

- 7.2.7. Candidates may note that late entry to the Examination premises is not permitted under any circumstances. NTA shall not be responsible for any delayed arrival of the candidate in reaching the centre due to any reason. Candidates are advised to familiarize themselves with the location of test centre and plan travel time accordingly.
- 7.2.8. Biometric information of all the candidates shall be captured. Identity checks will be made upon arrival at the test centre to ensure that there are no unauthorized candidates appearing for the test. Candidates are required to cooperate with the security personnel for security checks.
- 7.2.9. The candidate must show, on demand, the Admit Card for entry in the Examination room/hall. A candidate who does not possess the valid Admit Card shall not be allowed to enter the Examination Centre.
- 7.2.10. Candidates should take their seat immediately after opening of the Examination hall on their allotted seat. If not they are likely to miss some of the general instructions to be announced in the Examination Rooms/Halls. The NTA shall not be responsible for any delay.
- 7.2.11. Any candidate found to have changed room/hall or the seat on his/her own other than allotted would be considered as a case of unfair means and the candidature shall be cancelled and no plea would be accepted.
- 7.2.12. The candidate must sign and paste the photograph on the Attendance Sheet at the appropriate place.
- 7.2.13. The candidate should ensure that the question paper available on the computer is as per the opted Examination indicated in the Admit Card. In case, the subject of question paper is other than the opted Examination, the same may be brought to the notice of the Invigilator concerned.
- 7.2.14. All calculations/writing work are to be done only in the rough sheet provided at the centre in the Examination Room/Hall and on completion of the test candidates must hand over the rough sheets to the invigilator on duty in the Room/Hall.
- 7.2.15. No candidate, without the special permission of the Centre Superintendent or the Invigilator concerned, will leave his/her seat or Examination Room/Hall until the full duration of the paper is over. Candidates must follow the instructions strictly as instructed by the Centre Superintendent/Invigilators.
- 7.2.16. Please note that only registered candidates will be allowed at the Examination Centre. Friends or relatives accompanying the candidates shall not be allowed entry in the test centre under any circumstances and will not be allowed to contact the candidate while the Examination process is going on.

- 7.2.17. Candidate shall appear at their own cost at the Centre on Date and time as indicated on their Admit Card issued by the NTA. No TA, DA or any accommodation facility will be admissible for appearing in CU-CET (UI) 2021.
- 7.2.18. The candidates are to be governed by the Rules and Regulations/Instruction of the NTA with regard to their conduct in the Examination Hall. All cases of unfair means will be dealt with as per rules.
- 7.2.19. Applications of candidates submitting false and fabricated information will be rejected and such candidates will be further debarred from appearing in Examinations conducted by NTA.
- 7.2.20. NTA reserves the right to withdraw permission, granted inadvertently if any, to any candidate who is not eligible to appear in the CU-CET (UI) 2021 even though the Admit Card had been issued by the NTA.
- 7.2.21. In case of any ambiguity in interpretation of any of the instructions/ terms/ rules/criteria regarding determination of Eligibility/Conduct of Examination/ Registration of Candidates/Information contained therein, the interpretation of the RCB/NTA shall be final and binding.

7.3. Centres for CU-CET (UI) 2021

- 7.3.1. The list of cities where Examination Centers are located is given at **Annexure – III**. Candidates shall appear at the centre as shown on their Admit Cards at their own cost. No TA, DA or any accommodation facility will be admissible for appearing in CU-CET 2021.
- 7.3.2. Candidate has the option of choosing four cities for the Examination during the Online Application.
- 7.3.3. Candidates are advised to familiarize themselves with the location of test centre and plan travel time accordingly. Candidates have to reach the test centers on or before the reporting time. Candidates may note that late entry to the Examination premises is not permitted under any circumstances. NTA shall not be responsible for any delayed arrival of the candidate in reaching the centre due to any reason.
- 7.3.4. Biometric information of all the candidates shall be captured.
- 7.3.5. Identity checks will be made upon arrival at the test centre to ensure that there are no unauthorized candidates appearing for the test. Candidates are required to cooperate with the security personnel for security checks.
- 7.3.6. Please note that only registered candidates will be allowed at the Examination Centre.
- 7.3.7. Friends or relatives accompanying the candidates shall not be allowed entry in the test centre under any circumstances and will not be allowed to contact the candidate while the Examination process is going on.

7.4. Prohibited Materials

Candidates are not allowed to carry any textual material, Calculators, Docu Pen, Slide Rules, Log Tables and Electronic Watches with facilities of calculator, printed or written material, bits of papers, mobile phone, Blue-tooth devices, pager or any other electronic gadget/ device etc.

- The candidates are prohibited to bring any kind of electronic gadgets/device in the Examination room/hall.
- If any candidate is in possession of any of the above item, his/ her candidature will be treated as unfair means and lead to cancellation of the current Examination and also debar the candidate for future Examination(s) & the material will be seized.
- Smoking, chewing gutka, spitting etc. in the Examination Room/Hall is strictly prohibited.
- Instrument / Geometry / Pencil box, Handbag, Purse or Any kind of Paper/ Stationery, Eatables / Snacks and Tea / Coffee / Cold drinks / Water (loose or packed), Mobile Phone / Ear Phone / Microphone / Pager / Calculator/ Camera / Tape Recorder, any metallic item or electronic gadgets etc. are NOT allowed in the Examination Room / Hall.

Note: Diabetic students will be allowed to carry eatables like sugar tablets / fruits (like banana / apple / orange) and transparent water bottle to the Examination hall. However, they will not be allowed to carry packed foods like chocolate / candy / sandwich etc.

CHAPTER – 8: UNFAIR MEANS PRACTICES

8.1. Unfair Means Practices and Breach of Examination Rules

8.1.1. Definition: Unfair Means practice is an activity that allows a candidate to gain an unfair advantage over other candidates. It includes, but is not limited to:

- a. Being in possession of any item or article which has been prohibited or can be used for unfair practices including any stationery item, communication device, accessories, eatable items, ornaments or any other material or information relevant or not relevant to the Examination in the paper concerned;
- b. Using someone to write Examination on his / her behalf (impersonation) or preparing material for copying;
- c. Writing the Exam at an Exam Centre other than the one allotted to him / her.
- d. Violating Examination rules or any direction issued by NTA in connection with CU-CET 2021 Examination;
- e. Assisting other candidate to engage in malpractices, giving or receiving assistance directly or indirectly of any kind or attempting to do so;
- f. Contacting or communicating or trying to do so with any person, other than the Examination Staff, during the Examination time in the Examination Centre;
- g. Threatening any of the officials connected with the conduct of the Examination or threatening any of the candidates;
- h. Using or attempting to use any other undesirable method or means in connection with the Examination;
- i. Manipulation and fabrication of online documents viz. Admit Card, Rank Letter, Self-Declaration, etc.;
- j. Forceful entry in /exit from Examination Centre/Hall;
- k. Use or attempted use of any electronic device after entering the Examination Centre;
- l. Affixing/uploading of wrong/morphed photographs/signatures on the Application Form/Admit Card/Proforma;

- m. Creating obstacles in smooth and fair conduct of Examination.
- n. Any other malpractices declared as Unfair Means by the NTA.

8.1.2. Cancellation of Result

The Result of CU-CET 2021 of the candidates who indulge in Unfair means Practices will not be declared (and may be cancelled).

8.1.3. Punishment for using Unfair means practices

During the course of or before or after the Examination, if a candidate is found indulged in any of the practices as defined above, he/she shall be deemed to have used Unfair means practice(s) and booked under UNFAIRMEANS (U.F.M.) Case. The candidate could be debarred for 3 years in future and shall also be liable for criminal action and /or any other action as deemed fit.

Disclaimer- The decision of NTA shall be final and binding for declaration of any person / candidate guilty of foregoing or such offence as shall be classified as Unfair Means Case (UMC).

CHAPTER – 9: PROCEDURE OF DECLARATION OF RESULT

9.1. Display of Recorded Responses

The NTA will display the Recorded Responses and Question Paper attempted by the candidates on the NTA website www.cucet.nta.nic.in prior to declaration of result. The recorded responses are likely to be displayed for two to three days.

9.2. Display of Provisional Answer Key for Challenges

The NTA will display Provisional Answer Key of the questions on the NTA website www.cucet.nta.nic.in, with a Public Notice issued to this effect on the said website, to provide an opportunity to the candidates to challenge the Provisional Answer Keys with online payment of Rs. 200/- per “Non-refundable” question challenged as processing charges.

Only paid challenges made during stipulated time through key challenge link will be considered. The subject experts will examine all the challenges received and then a final answer key will be displayed and declared.

The NTA decision on the challenges shall be final and no further communication will be entertained. NTA will not inform the candidates individually about their challenges. The result will be compiled on the basis of the Final Answer Key declared. No grievance with regard to Answer Key(s) after Declaration of Result of CU-CET 2021 will be entertained.

9.3. Declaration of Results

The result for CU-CET 2021 will be processed based on Final Answer Keys. No grievance with regard to Answer Key(s) after Declaration of Result of CU-CET 2021 will be entertained. The marks obtained by a candidate will be considered further for computation of the result of CU-CET 2021. No Score Card will be dispatched to the candidates and the candidates are advised to download their Score Cards for CU-CET 2021 from the website: www.cucet.nta.nic.in only.

There shall be no re-evaluation/re-checking of result. No correspondence in this regard shall be entertained

Merely appearing in CU-CET 2021 does not confer any right to the candidate for admission to the participating Course.

The selection and admission is subject to fulfilling the admission criteria, eligibility, rank in merit list, medical fitness, verification of original documents and such other criteria as may be prescribed by CU.

9.4. Percentile And Normalization Procedure

- a. For multi-shift papers, raw marks obtained by the candidates in different shifts/sessions will be converted to NTA Score (percentile).
- b. The detailed procedure on NTA Score being adopted is available on Annexure-XIV under Normalization procedure based on Percentile Score.
- c. In case a subject test is conducted in multi-shifts, NTA Score will be calculated corresponding to the raw marks obtained by a candidate. The calculated NTA Score for the Raw Marks for all the shifts/sessions will be merged for further processing for deciding the allocation.
- d. In the events of the percentiles for the multi-shifts being dissimilar / unequal, the lowest will be the eligibility cut-off for that category for all candidates (i.e. all shifts).
- e. For Example: In the Examination held in two shifts, if the 40% marks correspond to a Percentile score of 78 in Shift 1 and 79 in Shift 2, then all those equal to or above 78 percentiles (Percentile score of 100 to 78) in both shifts will become eligible in General
- f. Category. Similar method will be adopted for the other categories to determine eligibility cut-offs. In case the Examination is held in more number of shifts the same principle shall apply.

CHAPTER – 10: GENERAL / MISCELLANEOUS PROVISIONS

10.1. Procedure for appearing in Computer Based Test (CBT)

Please read the detailed procedures for Computer Based Test (CBT) provided at Annexure-IX.

10.2. Test Practice Centres (TPCs)

As per the guidelines of the Ministry of Education, NTA has set up, established and created a network of Test Practice Centres for candidates, especially in remote and rural areas to enable them to practice and be comfortable in taking a Computer Based Test (CBT). Details mentioned in the Annexure-XI.

10.3. Caution Notice & Non-Disclosure Agreement

10.3.1. Caution Notice

- a. Candidates are advised to refer to CU-CET 2021 website www.cucet.nta.nic.in for authentic information and periodic updates about CU-CET 2021;
- b. Candidates are advised not to be allured by various claims of any party or person or institute for qualifying CU-CET 2021 securing seat;
- c. Candidates are advised to bring any such information to the notice to NTA by e-mail on cucet@nta.ac.in.

10.3.2. Non-Disclosure Agreement (NDA)

- a. **CU-CET 2021** is a proprietary Examination and is conducted by NTA on behalf of Central University. The contents of this exam are confidential, proprietary and are owned by NTA/CU and explicitly prohibits the candidate from publishing, reproducing or transmitting any or some contents of this test, in whole or in part, in any form or by any means, verbal or written, electronic or mechanical or through Hangouts, Blogs etc. using either one's own account or proxy account(s), for any purpose;
- b. By registering for the CU-CET 2021, candidates are covered by Non-Disclosure Agreement (NDA). As per NDA, candidates cannot disclose any question or contents of question paper in part or otherwise with any person or party or website or such other media/publication. Any act in breach of the NDA shall be liable for penal action as per law. Kindly note that this is a punishable offence and shall lead to cancellation of candidature.

- c. Violation of any act or breach of the same shall be liable for penal action and cancellation of the candidature at the bare threshold.

10.4. Common Services Centres/Facilitation Centres

Candidates, who are not well conversant with the processes of submitting the online application due to various constraints, can use the services of Common Services Centre, Ministry of Electronics and Information Technology, Government of India under the Digital India initiatives of Hon'ble Prime Minister. The Common Services Centre (CSC) scheme is a part of the ambitious National e-Governance Plan (NeGP) of Government of India and is managed at each village panchayat level by a Village level Entrepreneur (VLE).

There are more than 1.5 lakhs Common Services Centres (CSC) across the country which will provide the desired support to candidates from urban as well as rural areas in online submission of Application Form and payment of fee through e-wallet. The list of the Common Services Centre is available on website: www.csc.gov.in. Detailed information is given at Annexure-XII.

CHAPTER – 11: Query Redressal System / Correspondence with NTA

11.1. Query Redressal System

National Testing Agency (NTA) has established a Query Redressal System (QRS), an online web-enabled system developed by NTA. QRS is the platform based on web technology which primarily aims to enable submission of queries/grievances by the Registered Candidate(s) of CU-CET 2021 Examination with (24x7) facility for speedy redressal of the queries/grievances. A Unique Registration Number will be generated for tracking the status of the queries/grievances.

The Registered Candidate(s) are advised to use the online facility for speedy response before mailing their queries on the official email id of CU-CET 2021 i.e. cucet@nta.ac.in.

11.2. Correspondence with NTA

All the correspondence should be addressed by e-mail to NTA on cucet@nta.ac.in. The email query shall be addressed only if it is not anonymous and contains the name, Registration / Application No, postal address and contact number of the sender. An email containing vague or general queries and other queries as contained in the Information Bulletin shall not be entertained. Queries shall not be entertained from person claiming to be representatives, associates or officiates of the applicant candidate. The following information shall not be revealed by phone or email:

- a. Internal documentation/status.
- b. Internal decision making process of NTA. Any claim/counter claim thereof.
- c. Dates & venue of internal meetings or name of the staff/officers dealing with it.
- d. Any information which in the opinion of NTA cannot be revealed.

11.3. NTA Weeding Out Rules

The record of CU-CET 2021 will be preserved up-to 90 days from the date of declaration of result.

11.4. Legal Jurisdiction

All disputes pertaining to the conduct of **CU-CET 2021** Examinations including results shall fall within the **jurisdiction of Delhi/New Delhi** only. Further, any legal question arising out of the Examination shall be entertained only when raised within 30 days from the declaration of result.

The Director (Administration) of the NTA shall be the official by whose designation the NTA may sue or be sued.

ANNEXURE-I: PAYMENT OF EXAM FEE - PROCEDURE/ MODE / SERVICE PROVIDER(S), SERVICES CHARGES

After completing Step-3 of Online Application Form, candidates may remit the examination fee (Step - 4) by choosing the following options:

Online Mode i.e. Debit/ Credit card, Net Banking and Unified Payment Interface (UPI) in ICICI Bank or Canara Bank or SBI or Paytm:

- Check the validity of the Debit/ Credit Card and keep it ready with you while logging on to website for submitting application form. Candidate should enter the information asked for and make payment through Debit/ Credit Card.
- Through Net Banking, check the balance in your account and keep all credentials ready with you while logging on to website for submitting application form. Candidate should Login with his/her credentials of net banking and make payment through Net Banking.

Please select any Mode of Payment/Service Provider (Service & other charges as applicable per transaction to be paid by the candidate to the concerned Bank / Payment Gateway Integrator):

S.No	Mode of Payment	ICICI BANK		CANARA BANK		STATE BANK OF INDIA		PAYTM		
1	Net Banking	ICICI	NIL Charge		Canara Bank	NIL Charge		Rs 5.00+GST		
		Other Banks	4.00 + GST		Other Banks	5.00 + GST				
2	All Debit Card	ICICI or Other Banks	Transaction upto Rs 2000/-	0 %	Canara Bank or Other Banks	Only Rupay Card, No charge		Only Rupay Card, No charge.		
			Transaction above Rs 2000/-	0 %						
3	Credit Card	Domestic	0.40% of Transaction value		Domestic	0.80% of Fee + GST	Domestic	0.80% of Fee+ GST (Minimum Rs 11/-)	Domestic (Minimum Rs. 12)	0.4%+GST
		International	2.35% of Transaction value		International	2.35% of Fee+ GST		International	3.50% of Fee+ GST (Minimum Rs 11/-)	International
4	Unified Payment Interface (UPI)	ICICI or other banks	Transaction upto Rs 2000/-	0 %					NIL	
			Transaction above Rs 2000/-	5.0 % + GST						
								PAYTM Wallet Charge	1.1%+ GST	

Note: In case, the fee payment status is not 'OK' the candidates are advised as following:-

- (i) If the fee is paid through credit/debit card and status is not OK, it means the transaction is cancelled. Therefore, such candidates have to pay the fee once again and ensure the OK fee status.
- (ii) For cancelled transactions, the amount will, automatically, be refunded by the concerned Bank to concerned credit/debit card within **15 days of last date of submission of Application Form.**

2. Helplines:

(a) If Paying through State Bank of India (SBI):

Sl.	Name	Email ID	Contact Number
1	CMS Team	merchant@sbi.co.in	
2	Helpdesk1	dgmcs.cc@sbi.co.in	18004253800
3	Customer Care	agmcustomer.lhodel@sbi.co.in	1800112211
4	Helpdesk2	sbi.05222@sbi.co.in	08026599990/ 0120-2497771
5	Through SMS	UNHAPPY (add text)	8008202020

(b) If Paying through Canara Bank:

Sl.	Name	Email ID	Contact Number
1	Helpdesk	pgsupport@billdesk.com	9984021340
2	Complaint Management Services	genadmnrnoida@canarabank.com	
3	Customer Care	genadmnrnoida@canarabank.com	
4	Through SMS	genadmnrnoida@canarabank.com	

(c) If Paying through ICICI Bank:

Sl.	Name	Email ID	Contact Number
1	Aiysha Khatun	support.nta@ingenico.com	01204728426
2	Vishal Kumar	vishal.kumar5@icicibank.com	7428928047

(d) If Paying through PAYTM:

Sl.	Name	Email ID	Contact Number
1	Helpdesk	education.support@paytm.com	0120 4789525
2	Ankush	education.support@paytm.com	0120 4789526

(e) **NTA Helpdesk Contact details (incase the payment related issues are not resolved through the above mentioned Helplines of the concerned Bank/Payment Gateway Integrator):**

Email: cucet@nta.ac.in

Phone No.: 011-40759000

3. Procedure to raise payment related Grievance:

After (successful completion of Step-4, Confirmation Page of the Application Form, should be downloaded and a printout of the same may be retained for future reference. The Confirmation Page of the online Application Form could be generated **only after successful payment by the Candidate.**

In case the Confirmation Page is not generated after payment of prescribed Fee, then the candidate should approach the concerned Bank/Payment Gateway integrator (in the helpline number and email given in Annexure- I of the Information Bulletin), for ensuring the successful payment.

In spite of above, if successful transaction is not reflected on the Portal, the candidate may contact NTA Helpline. If the payment issue is still not resolved, the candidate may pay second time.

However, any duplicate payment received from the candidate by NTA in course of said transactions will be refunded through the same payment mode through which the duplicate payment is received, after fee reconciliation by NTA.

Information to be provided by the Candidate while raising any payment related query/grievance through QRS/email/Helplines: -

- a. Name of the Bank and /or payment Gateway.
- b. Date and time of the transaction
- c. Transaction Number
- d. Bank Reference Number
- e. Proof of transaction
- f. Screenshot from the payment portal (in case of payment failure).

ANNEXURE-II: CU-CET (UI) 2021 Courses and Eligibility Criteria

S. No.	Degree	Programme (Subject)	Pro-gramme Code	ELIGIBILITY	Offered By	Test Paper Code
1	B.Voc.	Biomedical Sciences	UI001	10+2 with Science and Biology as a Subject with 50% or above marks or equivalent grade in aggregate (Relaxation of 5% to the SC/ST/PWD/OBC (Non-Creamy Layer) candidates).	CUHAR	UIQP01
2	B.Voc.	Industrial Waste Management	UI002	10+2 in Science with 50% or above marks or equivalent grade in aggregate (Relaxation of 5% to the SC/ST/PWD/OBC (Non-Creamy Layer) candidates).		
3	B.Tech.	Computer Science and Engineering	UI003	Admission to first year / first semester Bachelor Degree in Technology shall be open to the students who have passed XII standard or equivalent examination conducted by CBSE or equivalent boards with minimum of 45% marks in aggregate. For the requisite qualifications earned from foreign countries, Equivalence Certificate from the Association of Indian Universities (AIU) is mandatory. The matter of eligibility of the candidate shall be put up to the Equivalence Committee for its consideration and the decision of the Equivalence Committee shall be final. In addition to the Point (1), the student shall have secured not less than forty five (45) percent marks in the aggregate with Physics and Mathematics as compulsory subjects, along with any one of the following subjects, namely, Chemistry, Biotechnology, Computer Science, Biology and Electronics or as decided by the University from time to time: "Provided, the minimum marks for the purpose of eligibility shall be forty (40) percent in the aggregate in XII standard in case of students belonging to the SC/ST and the OBC (non-creamy layer)/ differently abled candidates or as decided by the University from time to time. Provided further that, the student shall have studied and passed English as one of the subjects."		

S. No.	Degree	Programme (Subject)	Pro-gramme Code	ELIGIBILITY	Offered By	Test Paper Code
4	B.Tech. .Voc.	Electrical Engineering	UI004	Admission to first year / first semester Bachelor Degree in Technology shall be open to the students who have passed XII standard or equivalent examination conducted by CBSE or equivalent boards with minimum of 45% marks in aggregate. For the requisite qualifications earned from foreign countries, Equivalence Certificate from the Association of Indian Universities (AIU) is mandatory. The matter of eligibility of the candidate shall be put up to the Equivalence Committee for its consideration and the decision of the Equivalence Committee shall be final. In addition to the Point (1), the student shall have secured not less than forty five (45) percent marks in the aggregate with Physics and Mathematics as compulsory subjects, along with any one of the following subjects, namely, Chemistry, Biotechnology, Computer Science, Biology and Electronics or as decided by the University from time to time: "Provided, the minimum marks for the purpose of eligibility shall be forty (40) percent in the aggregate in XII standard in case of students belonging to the SC/ST and the OBC (non-creamy layer)/ differently abled candidates or as decided by the University from time to time. Provided further that, the student shall have studied and passed English as one of the subjects."	CUHAR	UIQP01
5	B.Tech.	Civil Engineering	UI005	Admission to first year / first semester Bachelor Degree in Technology shall be open to the students who have passed XII standard or equivalent examination conducted by CBSE or equivalent boards with minimum of 45% marks in aggregate. For the requisite qualifications earned from foreign countries, Equivalence Certificate from the Association of Indian Universities (AIU) is mandatory. The matter of eligibility of the candidate shall be put up to the Equivalence		

S. No.	Degree	Programme (Subject)	Pro-gramme Code	ELIGIBILITY	Offered By	Test Paper Code
				Committee for its consideration and the decision of the Equivalence Committee shall be final. In addition to the Point (1), the student shall have secured not less than forty five (45) percent marks in the aggregate with Physics and Mathematics as compulsory subjects, along with any one of the following subjects, namely, Chemistry, Biotechnology, Computer Science, Biology and Electronics or as decided by the University from time to time: "Provided, the minimum marks for the purpose of eligibility shall be forty (40) percent in the aggregate in XII standard in case of students belonging to the SC/ST and the OBC (non-creamy layer)/ differently abled candidates or as decided by the University from time to time. Provided further that, the student shall have studied and passed English as one of the subjects."		
6	B.Tech.	Printing and Packaging Technology	UI006	Admission to first year / first semester Bachelor Degree in Technology shall be open to the students who have passed XII standard or equivalent examination conducted by CBSE or equivalent boards with minimum of 45% marks in aggregate. For the requisite qualifications earned from foreign countries, Equivalence Certificate from the Association of Indian Universities (AIU) is mandatory. The matter of eligibility of the candidate shall be put up to the Equivalence Committee for its consideration and the decision of the Equivalence Committee shall be final. In addition to the Point (1), the student shall have secured not less than forty five (45) percent marks in the aggregate with Physics and Mathematics as compulsory subjects, along with any one of the following subjects, namely, Chemistry, Biotechnology, Computer Science, Biology and Electronics or as decided by the University from time to time: "Provided, the minimum marks for the	CUHAR	UIQP01

S. No.	Degree	Programme (Subject)	Pro-gramme Code	ELIGIBILITY	Offered By	Test Paper Code
				purpose of eligibility shall be forty (40) percent in the aggregate in XII standard in case of students belonging to the SC/ST and the OBC (non-creamy layer)/ differently abled candidates or as decided by the University from time to time. Provided further that, the student shall have studied and passed English as one of the subjects.”		
7	Integrated B.Sc. (Hons) M.Sc.	Botany	UI007	Minimum 50% aggregate marks or its equivalent on Grading Scale of respective Boards/ Universities (45% for SC/ST/PWD candidates) at 10+2 level with Biology/Botany as one of the subjects.	CUJAM	
8	Integrated B.Sc. (Hons) M.Sc.	Zoology	UI008	Minimum 50% aggregate marks or its equivalent on Grading Scale of respective Boards/Universities (45% for SC/ST/PWD candidates) at 10+2 level with Biology/Zoology as one of the subjects.		
9	Integrated B.Sc. (Hons) M.Sc.	Chemistry	UI009	Minimum 50% aggregate marks or its equivalent on Grading Scale of respective Boards (45% for SC/ST/PwD candidates) at 10+2 level with Chemistry as one of the subjects.	CUJAM	
10	Integrated B.Sc. (Hons) M.Sc.	Physics	UI010	Minimum 50% aggregate marks or its equivalent on Grading Scale of respective Boards/ Universities (45% for SC/ST/PwD candidates) at 10+2 level with Physics & Mathematics as subjects. The candidates have to attempt the Physics, Chemistry and Mathematics portion of the entrance test for getting admission in Integrated B.Sc. (H)-M.Sc. in Physics.		UIQP01
11	B.Tech.	Electrical Engineering	UI011	Students who have passed PU/Plus Two examination with 50% marks (45% for OBC {NON CREAMY LAYER}, SC, ST, PWD and Kashmiri Migrant and non-migrants Students) and having studied Physics, Chemistry and Mathematics and who have secured a minimum of 40% (35% for OBC {NON CREAMY LAYER} SC/ST, PWD and Kashmiri Migrant and non-migrants Students) marks in the Central Universities Common Entrance Test 2021. ** 50% of the seats will be filled on the basis of performance in JEE– Main Exam (2021) who is eligible for writing JEE–Advanced	CUJAM	

S. No.	Degree	Programme (Subject)	Pro-gramme Code	ELIGIBILITY	Offered By	Test Paper Code
				2021, the national level test conducted by the IITs for admission to all their UG programmes. 50% of the seats will be filled on the basis of performance in the Central Universities Common Entrance Test 2021.		
12	B.Sc.	Electronics and Communication Engineering	UI012	<p>Students who have passed PU/Plus Two examination with 50% marks (45% for OBC {NON CREAMY LAYER}, SC, ST, PWD and Kashmiri Migrant and non-migrants Students) and having studied Physics, Chemistry and Mathematics and who have secured a minimum of 40% (35% for OBC {NON CREAMY LAYER} SC/ST, PWD and Kashmiri Migrant and non-migrants Students) marks in the Central Universities Common Entrance Test 2021.</p> <p>** 50% of the seats will be filled on the basis of performance in JEE– Main Exam (2021) who is eligible for writing JEE–Advanced 2021, the national level test conducted by the IITs for admission to all their UG programmes. 50% of the seats will be filled on the basis of performance in the Central Universities Common Entrance Test 2021.</p>	CUKNK	UIQP01
13	B.Sc.	Physics, Chemistry and Mathematics	UI013	<p>Students who have passed PU/Plus two examination with 50% marks (45% for OBC {NON CREAMY LAYER}, SC, ST, PWD and Kashmiri Migrant and non-migrants Students) and having studied Physics, Chemistry and Mathematics and who have secured a minimum of 40% (35% for OBC {NON CREAMY LAYER}, SC, ST, PWD and Kashmiri Migrant and non-migrants Students) marks in the Central Universities Common Entrance Test 2021.</p> <p>All seats will be filled on the basis of performance in the Central Universities Common Entrance Test 2021</p>		
14	Integrated M.Sc.	Biochemistry	UI014	10 + 2 in Science Stream or equivalent of any recognized board in India with Biology as one of the optional subjects having 50% marks or equivalent grade in aggregate for general category and 45% or equivalent grade for SC/ST/OBC/PWD/EWS candidates	CURAJ	
15	Integrated M.Sc.	Biotechnology	UI015	10 + 2 in Science Stream or equivalent of any recognized board in India with Biology as one of the optional subjects having 50% marks or equivalent grade in aggregate for general category and 45% or equivalent grade for SC/ST/OBC/PWD/EWS candidates		

S. No.	Degree	Programme (Subject)	Pro-gramme Code	ELIGIBILITY	Offered By	Test Paper Code
16	Integrated M.Sc.	Chemistry	UI016	10 + 2 in Science Stream or equivalent of any recognized board in India with Chemistry as one of the optional subjects having 50% marks in aggregate for general category and 45% for SC/ST/OBC/PWD/EWS candidates.		
17	B.Sc.	Chemistry	UI017	10+2 or equivalent with a minimum 55% marks or equivalent grade in aggregate for General Category and 50% or equivalent grade in aggregate for SC/ST/OBC (non-creamy layer)/ PWD in Science stream with mathematics either as a compulsory or optional subject at 10+2 level.	CUJHD	
18	Integrated M.Sc.	Computer Science	UI018	10 + 2 in any Stream or equivalent of any recognized board in India with Mathematics as one of the optional subjects having 50% marks or equivalent grade in aggregate for general category and 45% or equivalent grade for SC/ST/OBC/PWD/EWS candidates.		UIQP01
19	Integrated M.Sc.	Environmental Science	UI019	10 + 2 in Science Stream or equivalent of any recognized board in India with Biology and / or Mathematics as one of the optional subjects having 50% marks or equivalent grade in aggregate for general category and 45% or equivalent grade for SC/ST/OBC/PWD/EWS candidates.		
20	Integrated M.Sc.	Mathematics	UI020	10 + 2 in Science Stream or equivalent of any recognized board in India with Mathematics as one of the optional subjects having minimum 50% marks or equivalent grade in aggregate for UR category and 45% or equivalent grade for SC/ST/OBC/PWD/EWS candidates.	CURAJ	
21	Integrated M.Sc.	Microbiology	UI021	10 + 2 in Science Stream or equivalent of any recognized board in India with Biology as one of the optional subjects having 50% marks or equivalent grade in aggregate for general category and 45% or equivalent grade for SC/ST/OBC/PWD/EWS candidates.		
22	Integrated M.Sc.	Physics	UI022	10 + 2 in Science Stream or equivalent of any recognized board in India with Physics and Mathematics as the optional subjects having 50% marks or equivalent grade in aggregate for general category and 45% or equivalent grade for SC/ST/OBC/PWD/EWS candidates.		
23	Integrated M.Sc.	Statistics	UI023	10 + 2 in Science Stream or equivalent of any recognized board in India with Mathematics as one of the optional subjects having 50% marks or equivalent grade in aggregate for general category and 45% or equivalent grade for		

S. No.	Degree	Programme (Subject)	Pro-gramme Code	ELIGIBILITY	Offered By	Test Paper Code
				SC/ST/OBC/PWD/EWS candidates.		
24	Integrated B.Sc. B.Ed.	B.Sc. B.Ed.	UI024	10+2 or equivalent examination in Science stream from any recognized Board/ University with at least 50% marks for General /OBC/EWS and 45% marks for SC / ST / PWD candidate.	CUSBR	
25	Integrated M.Sc.	Chemistry	UI025	A Pass in the Plus two examination or equivalent of any recognized board in India with 60% marks (Chemistry, Physics, Mathematics or Biology/ Botany / Zoology / Biotechnology) for General Category, 55% marks for OBC (Non-creamy layer) and 50% marks for SC/ST/PWD candidates.	CUTND	UIQP01
26	Integrated M.Sc.	Life Sciences	UI026	A Pass in the Plus two examination or equivalent of any recognized board in India with 60% marks (Biology, Physics & Chemistry) for General Category, 55% marks for OBC (Non-creamy layer) and 50% marks for SC/ST/PWD candidates.		
27	Integrated M.Sc.	Mathematics	UI027	A Pass in the Plus two examination or equivalent of any recognized board in India with 60% marks (Mathematics, Physics and Chemistry) for general category, 55% marks for OBC (Non-creamy layer) and 50% marks for SC/ST/PWD candidates.		
28	Integrated M.Sc.	Physics	UI028	A Pass in the Plus two examination or equivalent of any recognized board in India with 60% marks (Physics, Mathematics & Chemistry) for General Category, 55% marks for OBC (Non-creamy layer) and 50% marks for SC/ST/PWD candidates.		
29	Integrated M.Sc.	B.Sc. B.Ed. (Mathematics)	UI029	A Pass in the Plus two examination or equivalent of any recognized board in India with 60% marks (Mathematics /Statistics, Physics and Chemistry) for General Category, 55% marks for OBC (Non-creamy layer) and 50% marks for SC/ST/PWD candidates. The candidates should not have completed 20 years of age as on 01.07.2021.		
30	Integrated M.Sc.	Textiles	UI030	A Pass in the Plus two examination or equivalent of any recognized board in India with 60% marks (Physics, Chemistry, and Mathematics/ Biology) for General Category, 55% marks for OBC (Non-creamy layer) and 50% marks for SC/ST/PWD candidates.		
31	Integrated M.Sc.	Chemistry	UI031	10+2 in Science Stream or equivalent of any recognized board in India with Chemistry as one of the optional subjects having 50% marks in aggregate for general category and 45% for SC/ST/OBC/PWD/EWS candidates.	CUHAR	
32	Integrated	Mathematics	UI032	10+2 in Science Stream or equivalent of		

S. No.	Degree	Programme (Subject)	Pro-gramme Code	ELIGIBILITY	Offered By	Test Paper Code
	M.Sc.			any recognized board in India with Physics and Mathematics as the optional subjects having 50% marks or equivalent grade in aggregate for general category and 45% or equivalent grade for SC / ST / OBC / PWD/ EWS candidates.		
33	Integrated M.Sc.	Physics	UI033	10+2 in Science Stream or equivalent of any recognized board in India with Physics and Mathematics as the optional subjects having 50% marks or equivalent grade in aggregate for general category and 45% or equivalent grade for SC/ST/OBC/PWD/EWS candidates.		
34	B.Sc. (Hons)	Economics	UI034	+2 Science/Arts/Commerce with Mathematics at +2 level		
35	B.A. (Hons)	Political Science	UI035	With +2 level of education (Intermediate/CBSE/ICSE/HSC or equivalent in Science/Arts/Commerce/ other streams		
36	B.Voc.	Tourism and Travel Management	UI036	<p>a) To be eligible for admission to a bachelor's vocational degree programme of study, a candidate must have secured a minimum of 45% of the aggregate marks in class +2 level of a recognized Board of School Education or an equivalent grade/NSQF certification level, admission to first semester or level 4 of bachelor's vocational degree programme under NSQF can be made as per following categorization unless otherwise prescribed by Advisory Committee of Bachelor of Vocational Degree Programmes</p> <p>Category-1: Candidates who have already acquired 50 prescribed NSQF certification level in a particular industry sector and opted for admission in the Bachelor of Vocational degree programme under same sector for which he/she was previously certified at school level.</p> <p>Category-2: students who have acquired requisite NSQF certification Level but may like to change their sector and may enter in B.Voc. course in a different sector.</p> <p>Category-3: Students who have passed 10+2 examination with conventional schooling without any background of vocational training.</p> <p>Category-4: Students who have qualified equivalent examination from polytechnic in the same field may also be considered eligible.</p> <p>b) Equal weightage, at par with other subjects, would be given to vocational subjects at +2 level while considering</p>	CUAPH	UIQP02

S. No.	Degree	Programme (Subject)	Pro-gramme Code	ELIGIBILITY	Offered By	Test Paper Code
37	B.Voc.	Retail Management and IT	UI037	<p>candidates for admission.</p> <p>a) To be eligible for admission to a bachelor's vocational degree programme of study, a candidate must have secured a minimum of 45% of the aggregate marks in class +2 level of a recognized Board of School Education or an equivalent grade/NSQF certification level, admission to first semester or level 4 of bachelor's vocational degree programme under NSQF can be made as per following categorization unless otherwise prescribed by Advisory Committee of Bachelor of Vocational Degree Programmes</p> <p>Category-1: Candidates who have already acquired 50 prescribed NSQF certification level in a particular industry sector and opted for admission in the Bachelor's of vocational degree programme under same sector for which he/she was previously certified at school level.</p> <p>Category-2: students who have acquired requisite NSQF certification Level but may like to change their sector and may enter in B.Voc course in a different sector.</p> <p>Category-3: Students who have passed 10+2 examination with conventional schooling without any background of vocational training.</p> <p>Category-4: Students who have qualified equivalent examination from polytechnic in the same field may also be considered eligible.</p> <p>b) Equal weightage, at par with other subjects, would be given to vocational subjects at +2 level while considering candidates for admission.</p>	CUAPH	UIQP02
38	B.A. (Hons)	German Studies	UI038	10+2 with 50% marks (5% relaxation for SC/ST & OBC Candidates)	CUGUJ	
39	B.A. (Hons)	Chinese	UI039	10+2 in any stream		
40	Integrated/ Dual Degree B.A.-M.A.	Social Management	UI040	10+2 in any stream		
41	B.Voc.	Retail and Logistic Management	UI041	10+2 or equivalent in any discipline with at least 50% marks aggregate or equivalent grade (Relaxation of 5% to the SC/ST/PWD/ OBC (Non-Creamy Layer) candidates).	CUHAR	
42	B.Voc.	Retail Management	UI042	<p>a) To be eligible for admission to a bachelor's vocational degree programme of study, a candidate must have secured a minimum of 45% of the aggregate marks in</p>	CUJAM	UIQP02

S. No.	Degree	Programme (Subject)	Pro-gramme Code	ELIGIBILITY	Offered By	Test Paper Code
				<p>class +2 level of a recognized Board of School Education or an equivalent grade/NSQF certification level, admission to first semester or level 4 of bachelor's vocational degree programme under NSQF can be made as per following categorization unless otherwise prescribed by Advisory Committee of Bachelor's of Vocational Degree Programmes and approved by Academic Council:</p> <p>Category-1: Candidates who have already acquired prescribed NSQF certification level in a particular industry sector and opted for admission in the bachelor's of vocational degree programme under same sector for which he/she was previously certified at school level.</p> <p>Category-2: students who have acquired requisite NSQF certification Level but may like to change their sector and may enter in B.Voc course in a different sector.</p> <p>Category-3: Students who have passed 10+2 examination with conventional schooling without any background of vocational training.</p> <p>Category-4: Students who have qualified equivalent examination from polytechnic in the same field may also be considered eligible.</p> <p>b) Equal weightage, at par with other subjects, would be given to vocational subjects at +2 level while considering candidates for admission</p>		
43	B.Voc.	Banking and Financial Services	UI043	<p>a) To be eligible for admission to a bachelor's vocational degree programme of study, a candidate must have secured a minimum of 45% of the aggregate marks in class +2 level of a recognized Board of School Education or an equivalent grade/NSQF certification level, admission to first semester or level 4 of bachelor's vocational degree programme under NSQF can be made as per following categorization unless otherwise prescribed by Advisory Committee of Bachelor's of Vocational Degree Programmes and approved by Academic Council:</p> <p>Category-1: Candidates who have already acquired prescribed NSQF certification level in a particular industry sector and opted for admission in the bachelor's of vocational degree programme under same</p>	CUJAM	UIQP02

S. No.	Degree	Programme (Subject)	Pro-gramme Code	ELIGIBILITY	Offered By	Test Paper Code
				<p>sector for which he/she was previously certified at school level.</p> <p>Category-2: students who have acquired requisite NSQF certification Level but may like to change their sector and may enter in B.Voc course in a different sector.</p> <p>Category-3: Students who have passed 10+2 examination with conventional schooling without any background of vocational training.</p> <p>Category-4: Students who have qualified equivalent examination from polytechnic in the same field may also be considered eligible.</p> <p>b) Equal weightage, at par with other subjects, would be given to vocational subjects at +2 level while considering candidates for admission</p>		
44	B.Voc.	Tourism Management	UI044	<p>a) To be eligible for admission to a bachelor's vocational degree programme of study, a candidate must have secured a minimum of 45% of the aggregate marks in class +2 level of a recognized Board of School Education or an equivalent grade/NSQF certification level, admission to first semester or level 4 of bachelor's vocational degree programme under NSQF can be made as per following categorization unless otherwise prescribed by Advisory Committee of Bachelor's of Vocational Degree Programmes and approved by Academic Council:</p> <p>Category-1: Candidates who have already acquired prescribed NSQF certification level in a particular industry sector and opted for admission in the bachelor's of vocational degree programme under same sector for which he/she was previously certified at school level.</p> <p>Category-2: students who have acquired requisite NSQF certification Level but may like to change their sector and may enter in B.Voc course in a different sector.</p> <p>Category-3: Students who have passed 10+2 examination with conventional schooling without any background of vocational training.</p>	CUJAM	UIQP02

S. No.	Degree	Programme (Subject)	Pro-gramme Code	ELIGIBILITY	Offered By	Test Paper Code
				<p>Category-4: Students who have qualified equivalent examination from polytechnic in the same field may also be considered eligible.</p> <p>b) weightage, at par with other subjects, would be given to vocational subjects at +2 level while considering candidates for admission</p>		
45	Integrated B.A. B.Ed.	Integrated B.A. B. Ed.	UI045	Having qualified 10+2 from recognized board with 50% of total marks (45% in case of SC/ST and persons with disabilities)		
46	Diploma	Beauty and Wellness	UI046	10+2 or equivalent in any stream or NSQF equivalent level certificate		
47	Diploma	Beauty and Wellness (Makeup)	UI047	10+2 or equivalent in any stream or NSQF equivalent level certificate		
48	B.A.	International Relations	UI048	At least 50% marks or equivalent in Plus Two from a recognized Board (studied in 10+2 system).Up to 5% relaxation in minimum requirement of marks is granted to SC/ST candidates.The candidates should not have completed 19 years of age as on 01.07.2021.	CUKER	
49	B.A.	English	UI049	<p>Students who have passed PU/Plus Two examination from recognized Indian or foreign Institutions/Board (as per foreign equivalence list) and secured a minimum of 50% aggregate (45% for OBC {NON CREAMY LAYER}, SC, ST, PWD and Kashmiri Migrant and non-migrants Students) marks and who have secured a minimum of 40% (35% for OBC {NON CREAMY LAYER}, SC, ST, PWD and Kashmiri Migrant and non-migrants Students) marks in the Central Universities Common Entrance Test 2021.</p> <p>All seats will be filled on the basis of performance in the Central Universities Common Entrance Test 2021.</p>	CUKNK	UIQP02
50	B.A.	English	UI050	10+2 or equivalent with a minimum 55% marks or equivalent grade in aggregate for General Category and 50% or equivalent grade in aggregate for SC/ST/OBC (non-creamy layer)/ PWD.	CUJHD	
51	B.A.	Economics	UI051	Students who have passed PU/Plus Two examination from recognized Indian or foreign Institutions/Board (as per foreign equivalence list) and secured a minimum of 50% aggregate (45% for OBC {NON CREAMY LAYER}, SC, ST, PWD and	CUKNK	

S. No.	Degree	Programme (Subject)	Pro-gramme Code	ELIGIBILITY	Offered By	Test Paper Code
				<p>Kashmiri Migrant and non-migrants Students) marks and who have secured a minimum of 40% (35% for OBC {NON CREAMY LAYER}, SC, ST, PWD and Kashmiri Migrant and non-migrants Students) marks in the Central Universities Common Entrance Test 2021.</p> <p>All seats will be filled on the basis of performance in the Central Universities Common Entrance Test 2021.</p>		
52	B.B.A.	Business Administration	UI052	<p>Students who have passed PU/Plus Two examination from recognized Indian or foreign Institutions/Board (as per foreign equivalence list) and secured a minimum of 50% aggregate (45% for OBC {NON CREAMY LAYER}, SC, ST, PWD and Kashmiri Migrant and non-migrants Students) marks and who have secured a minimum of 40% (35% for OBC {NON CREAMY LAYER}, SC, ST, PWD and Kashmiri Migrant and non-migrants Students) marks in the Central Universities Common Entrance Test 2021.</p> <p>All seats will be filled on the basis of performance in the Central Universities Common Entrance Test 2021.</p>		
53	B.Sc.	Psychology	UI053	<p>Students who have passed PU/Plus Two examination from recognized Indian or foreign Institutions/Board (as per foreign equivalence list) and secured a minimum of 50% aggregate (45% for OBC {NON CREAMY LAYER}, SC, ST, PWD and Kashmiri Migrant and non-migrants Students) marks and who have secured a minimum of 40% (35% for OBC {NON CREAMY LAYER}, SC, ST, PWD and Kashmiri Migrant and non-migrants Students) marks in the Central Universities Common Entrance Test 2021.</p> <p>All seats will be filled on the basis of performance in the Central Universities Common Entrance Test 2021.</p>	CUKNK	UIQP02
54	B.Sc.	Geography	UI054	<p>Students who have passed PU/Plus Two examination from recognized Indian or foreign Institutions/Board (as per foreign equivalence list) and secured a minimum of 50% aggregate (45% for OBC {NON CREAMY LAYER}, SC, ST, PWD and Kashmiri Migrant and non-migrants Students) marks and who have secured a minimum of 40% (35% for OBC {NON</p>		

S. No.	Degree	Programme (Subject)	Pro-gramme Code	ELIGIBILITY	Offered By	Test Paper Code
				CREAMY LAYER}, SC, ST, PWD and Kashmiri Migrant and non-migrants Students) marks in the Central Universities Common Entrance Test 2021. All seats will be filled on the basis of performance in the Central Universities Common Entrance Test 2021.		
55	B.Sc.	Geology	UI055	Students who have passed PU/Plus Two examination from recognized Indian or foreign Institutions/Board (as per foreign equivalence list) and secured a minimum of 50% aggregate (45% for OBC {NON CREAMY LAYER}, SC, ST, PWD and Kashmiri Migrant and non-migrants Students) marks and who have secured a minimum of 40% (35% for OBC {NON CREAMY LAYER}, SC, ST, PWD and Kashmiri Migrant and non-migrants Students) marks in the Central Universities Common Entrance Test 2021. All seats will be filled on the basis of performance in the Central Universities Common Entrance Test 2021.		
56	Integrated M.Sc.	Economics	UI056	10+2 or equivalent of any recognized board in India with Economics and Mathematics OR Mathematics as one of the optional subjects having 50% marks or equivalent grade in aggregate for general category and 45% or equivalent grade for SC/ST/OBC/PWD/EWS candidates.	CURAJ	
57	Certificate Course	Beauty and Wellness	UI057	10th or equivalent in any stream or NSQF equivalent level or Candidates having prior experience of 1 Year of working in the relevant industry/sector	CUJAM	
58	B.A. (Hons)	Korean	UI058	10+2 or equivalent with a minimum 55% marks or equivalent grade in aggregate for General Category and 50% or equivalent grade in aggregate for SC/ST/OBC (non-creamy layer)/ PWD.	CUJHD	UIQP02
59	Integrated B.A. B.Ed.	B.A. B.Ed.	UI059	10+2 or equivalent examination in any stream from any recognized Board/ University with at least 50% marks for General / OBC/EWS and 45% marks for SC / ST/PWD candidate.	CUSBR	
60	B.A. (Hons)	Chinese	UI060	10+2 or equivalent with a minimum 55% marks or equivalent grade in aggregate for General Category and 50% or equivalent grade in aggregate for SC/ST/OBC (non-creamy layer)/ PWD.	CUJHD	
61	Integrated B.A. LLB (Hons)	B.A. LLB	UI061	10+2 or equivalent examination in any stream from any recognized Board/ University with at least 45% marks for	CUSBR	

S. No.	Degree	Programme (Subject)	Pro-gramme Code	ELIGIBILITY	Offered By	Test Paper Code
				General /OBC/EWS and 40% marks for SC / ST / PWD candidate.		
62	Integrated M.Sc.	Linguistics	UI062	10 + 2 or equivalent (Mathematics with any other subject) of any recognized board in India having 50% marks or equivalent grade in aggregate for general category and 45% or equivalent grade for SC/ST/OBC/PWD/EWS candidates.	CURAJ	
63	Integrated M.A.	Economics	UI063	A Pass in the Plus two examination or equivalent of any recognized board in India with Economics /Mathematics/ Statistics as one of the subject at the Hr. Secondary level with 60% marks in aggregate for General Category, 55% marks for OBC (Non-creamy layer) and 50% marks for SC/ST/PWD candidates.	CUTND	
64	BPA	Music	UI064	A Pass in the Plus two examination or equivalent of any recognized board in India with an aggregate of 50% marks for General Category, 45% marks for OBC (Non-creamy layer) SC/ST/PWD candidates.		

ANNEXURE- III: LIST OF EXAM CITIES FOR CU-CET (UI) 2021

Sr No	Zone	State	City	City Code
1	East 2	ARUNACHAL PRADESH	ITANAGAR/NAHARLAGUN	AL01
2	East 2	ASSAM	DIBRUGARH	AM01
3	East 2	ASSAM	GUWAHATI	AM02
4	East 2	ASSAM	JORHAT	AM03
5	East 2	ASSAM	SILCHAR (ASSAM)	AM04
6	East 2	ASSAM	TEZPUR	AM05
7	South 1	ANDHRA PRADESH	ANANTAPUR	AP01
8	South 1	ANDHRA PRADESH	CHIRALA	AP04
9	South 1	ANDHRA PRADESH	GUNTUR	AP07
10	South 1	ANDHRA PRADESH	KAKINADA	AP09
11	South 1	ANDHRA PRADESH	KURNOOL	AP10
12	South 1	ANDHRA PRADESH	NELLORE	AP11
13	South 1	ANDHRA PRADESH	RAJAHMUNDRY	AP13
14	South 1	ANDHRA PRADESH	TIRUPATHI	AP16
15	South 1	ANDHRA PRADESH	VIJAYAWADA	AP17
16	South 1	ANDHRA PRADESH	VISAKHAPATNAM	AP18
17	South 1	ANDHRA PRADESH	VIZIANAGARAM	AP19
18	East 1	BIHAR	BHAGALPUR	BR02
19	East 1	BIHAR	DARBHANGA	BR04
20	East 1	BIHAR	GAYA	BR05
21	East 1	BIHAR	MUZAFFARPUR	BR06
22	East 1	BIHAR	PATNA	BR07
23	East 1	BIHAR	PURNEA	BR08
24	East 1	BIHAR	ARRAH	BR09
25	East 1	BIHAR	SAMASTIPUR	BR12
26	West 2	CHHATTISGARH	BHILAI NAGAR/DURG	CG01
27	West 2	CHHATTISGARH	BILASPUR (CHHATTISGARH)	CG02
28	West 2	CHHATTISGARH	RAIPUR	CG03
29	North 4	CHANDIGARH	CHANDIGARH/MOHALI	CH01
30	North 1	DELHI	DELHI/NEW DELHI	DL01
31	West 1	GUJARAT	AHMEDABAD/GANDHINAGAR	GJ01
32	West 1	GUJARAT	ANAND	GJ02
33	West 1	GUJARAT	MEHSANA	GJ08
34	West 1	GUJARAT	RAJKOT	GJ10
35	West 1	GUJARAT	SURAT	GJ11
36	West 1	GUJARAT	VADODARA	GJ12
37	West 1	GUJARAT	VALSAD/VAPI	GJ13
38	West 1	GOA	PANAJI/MADGAON	GO01
39	North 4	HIMACHAL PRADESH	HAMIRPUR(HIMACHAL PRADESH)	HP03
40	North 4	HIMACHAL PRADESH	KANGRA/PALAMPUR	HP04

Sr No	Zone	State	City	City Code
41	North 4	HIMACHAL PRADESH	SHIMLA	HP06
42	North 4	HIMACHAL PRADESH	SOLAN	HP07
43	North 4	HARYANA	AMBALA	HR01
44	North 1	HARYANA	FARIDABAD	HR03
45	North 1	HARYANA	GURUGRAM	HR04
46	North 4	HARYANA	HISSAR	HR05
47	North 4	HARYANA	KARNAL	HR06
48	North 4	HARYANA	KURUKSHETRA	HR07
49	East 1	JHARKHAND	BOKARO STEEL CITY	JH01
50	East 1	JHARKHAND	DHANBAD	JH02
51	East 1	JHARKHAND	JAMSHEDPUR	JH03
52	East 1	JHARKHAND	RANCHI	JH04
53	East 1	JHARKHAND	HAZARIBAGH	JH05
54	North 4	JAMMU AND KASHMIR	BARAMULLA	JK01
55	North 4	JAMMU AND KASHMIR	JAMMU	JK02
56	North 4	JAMMU AND KASHMIR	SAMBA	JK03
57	North 4	JAMMU AND KASHMIR	SRINAGAR (J & K)	JK04
58	North 4	JAMMU AND KASHMIR	PULWAMA	JK06
59	South 1	KARNATAKA	BELAGAVI(BELGAUM)	KK02
60	South 1	KARNATAKA	BELLARY	KK03
61	South 1	KARNATAKA	BENGALURU	KK04
62	South 1	KARNATAKA	BIDAR	KK05
63	South 1	KARNATAKA	GULBARGA	KK08
64	South 1	KARNATAKA	DHARWAD/HUBBALLI(HUBLI)	KK10
65	South 1	KARNATAKA	MANGALURU(MANGALORE)	KK12
66	South 1	KARNATAKA	MYSURU(MYSORE)	KK14
67	South 1	KARNATAKA	SHIVAMOGA(SHIMOGA)	KK15
68	South 1	KARNATAKA	UDUPI/MANIPAL	KK17
69	South 1	KARNATAKA	MANDYA	KK18
70	South 2	KERALA	ALAPPUZHA/CHENGANNUR	KL01
71	South 2	KERALA	ERNAKULAM/ANGAMALY/MOOV ATTUPUZHA	KL04
72	South 2	KERALA	KANNUR	KL07
73	South 2	KERALA	KOLLAM	KL09
74	South 2	KERALA	KOTTAYAM	KL11
75	South 2	KERALA	KOZHIKODE	KL12
76	South 2	KERALA	MALAPPURAM	KL13
77	South 2	KERALA	PALAKKAD	KL15
78	South 2	KERALA	THIRUVANANTHAPURAM	KL17
79	South 2	KERALA	THRISSUR	KL18
80	North 4	LEH AND LADHAK	LEH	LL01
81	East 2	MEGHALAYA	SHILLONG	MG01
82	East 2	MANIPUR	IMPHAL	MN01

Sr No	Zone	State	City	City Code
83	West 2	MADHYA PRADESH	BHOPAL	MP03
84	West 2	MADHYA PRADESH	GWALIOR	MP06
85	West 2	MADHYA PRADESH	INDORE	MP07
86	West 2	MADHYA PRADESH	JABALPUR	MP08
87	West 2	MADHYA PRADESH	SATNA	MP13
88	West 2	MADHYA PRADESH	UJJAIN	MP15
89	West 1	MAHARASHTRA	AMRAVATI	MR03
90	West 1	MAHARASHTRA	AURANGABAD (MAHARASHTRA)	MR04
91	West 1	MAHARASHTRA	MUMBAI/NAVI MUMBAI	MR16
92	West 1	MAHARASHTRA	NAGPUR	MR17
93	West 1	MAHARASHTRA	NASHIK	MR19
94	West 1	MAHARASHTRA	PUNE	MR22
95	East 2	MIZORAM	AIZAWL	MZ01
96	East 2	NAGALAND	KOHIMA	NL02
97	East 1	ODISHA	BERHAMPUR-GANJAM	OR03
98	East 1	ODISHA	BHUBANESWAR	OR04
99	East 1	ODISHA	CUTTACK	OR05
100	East 1	ODISHA	DHENKANAL	OR06
101	East 1	ODISHA	ROURKELA	OR08
102	East 1	ODISHA	SAMBALPUR	OR09
103	East 1	ODISHA	ANGUL	OR10
104	North 4	PUNJAB	AMRITSAR	PB01
105	North 4	PUNJAB	BHATINDA	PB02
106	North 4	PUNJAB	JALANDHAR	PB04
107	North 4	PUNJAB	LUDHIANA	PB05
108	North 4	PUNJAB	PATIALA/FATEHGARH SAHIB	PB08
109	North 3	RAJASTHAN	AJMER	RJ01
110	North 3	RAJASTHAN	ALWAR	RJ02
111	North 3	RAJASTHAN	BIKANER	RJ05
112	North 3	RAJASTHAN	JAIPUR	RJ06
113	North 3	RAJASTHAN	JODHPUR	RJ07
114	North 3	RAJASTHAN	KOTA	RJ08
115	North 3	RAJASTHAN	SIKAR	RJ09
116	North 3	RAJASTHAN	UDAIPUR	RJ11
117	East 2	TRIPURA	AGARTALA	TA01
118	South 1	TELANGANA	HYDERABAD/SECUNDERABAD/ RANGA REDDY	TL01
119	South 1	TELANGANA	KARIMNAGAR	TL02
120	South 1	TELANGANA	KHAMMAM	TL03
121	South 1	TELANGANA	MAHBUBNAGAR	TL04
122	South 1	TELANGANA	WARANGAL	TL07
123	South 2	TAMIL NADU	CHENNAI	TN01

Sr No	Zone	State	City	City Code
124	South 2	TAMIL NADU	COIMBATORE	TN02
125	South 2	TAMIL NADU	CUDDALORE	TN03
126	South 2	TAMIL NADU	KANYAKUMARI/NAGERCOIL	TN06
127	South 2	TAMIL NADU	MADURAI	TN08
128	South 2	TAMIL NADU	SALEM	TN11
129	South 2	TAMIL NADU	TIRUCHIRAPPALLI	TN14
130	South 2	TAMIL NADU	TIRUNELVELI	TN15
131	South 2	TAMIL NADU	VELLORE	TN18
132	North 2	UTTARAKHAND	DEHRADUN	UK01
133	North 2	UTTARAKHAND	HALDWANI	UK02
134	North 2	UTTARAKHAND	ROORKEE	UK06
135	North 2	UTTAR PRADESH	AGRA	UP01
136	North 2	UTTAR PRADESH	ALIGARH	UP02
137	North 2	UTTAR PRADESH	ALLAHABAD/PRAYAGRAJ	UP03
138	North 2	UTTAR PRADESH	BAREILLY	UP04
139	North 1	UTTAR PRADESH	GHAZIABAD	UP07
140	North 2	UTTAR PRADESH	GORAKHPUR	UP08
141	North 1	UTTAR PRADESH	NOIDA/GREATER NOIDA	UP09
142	North 2	UTTAR PRADESH	KANPUR	UP11
143	North 2	UTTAR PRADESH	LUCKNOW	UP12
144	North 1	UTTAR PRADESH	MEERUT	UP14
145	North 2	UTTAR PRADESH	MORADABAD	UP15
146	North 2	UTTAR PRADESH	MUZAFFARNAGAR	UP16
147	North 2	UTTAR PRADESH	VARANASI	UP18
148	East 2	WEST BENGAL	ASANSOL	WB01
149	East 2	WEST BENGAL	HOOGHLY	WB06
150	East 2	WEST BENGAL	KALYANI	WB08
151	East 2	WEST BENGAL	KOLKATA	WB10
152	East 2	WEST BENGAL	SILIGURI	WB11

ANNEXURE- IV: CERTIFICATE REGARDING PHYSICAL LIMITATION TO WRITE IN AN EXAMINATION

Certificate No. _____ Dated _____
 This is to certify that Mr./Ms. _____
 Aged _____ Years, Son / Daughter of Mr. / Mrs.
 _____ R/o _____,
 with CU-UET Application No. _____ and CU-UET 2021
 Roll No. _____, has the following Disability (name of
 the Specified Disability) _____ in (percentage) of
 _____ (in words) _____ (in Figures).

Affix Passport size
 Photograph of the
 candidate (same
 as uploaded on
 the Online
 Application Form)
 duly attested by
 the issuing
 authority

- **Please tick on the “Specified Disability”**
 (Assessment may be done on the basis of Gazette of India. Extraordinary, Part-II, Section 3 Sub-section (ii), Ministry of Social Justice and Empowerment)

S. No.	Category	Type of Disability	Specified Disability
1.	Physical Disability	Locomotor Disability	a. Leprosy cured person, b. cerebral palsy, c. dwarfism, d. muscular dystrophy, e. acid attack victims.
		Visual Impairment	a. blindness, b. low vision
		Hearing Impairment	a. deaf, b. hard of hearing
		Speech & Language Disability	Permanent disability arising out of conditions such as laryngectomy or aphasia affecting one or more components of speech and language due to organic or neurological causes.
2.	Intellectual Disability		a. specific learning disabilities/perceptual disabilities: Dyslexia, Dysgraphia, Dyscalculia, Dyspraxia & Developmental Aphasia) b. autism spectrum disorder
3.	Mental Behaviour		a. mental illness
4.	Disability caused due to	i. Chronic Neurological Conditions	a. multiple sclerosis b. Parkinson's disease
		ii. Blood disorder	a. Haemophilia, b. Thalassemia, c. Sickle cell disease
5.	Multiple Disabilities		More than one of the above specified disabilities including deaf blindness

This is to further certify that he/she has physical limitation which hampers his/her writing capabilities to write the Examination owing to his/her disability.

Signature

Name: _____

Chief Medical Officer/ Civil Surgeon/ Medical Superintendent
 Government Health Care Institution with Seal

ANNEXURE- V: LETTER OF UNDERTAKING FOR USING OWN SCRIBE

I _____, a candidate with _____ (name of the disability) appearing for the _____ (name of the Examination) bearing Roll No. _____ at _____ (name of the centre) in the District _____, _____ (name of the State). My qualification is _____.

I do hereby state that _____ (name of the scribe) will provide the service of scribe/reader/lab assistant for the undersigned for taking the aforesaid Examination.

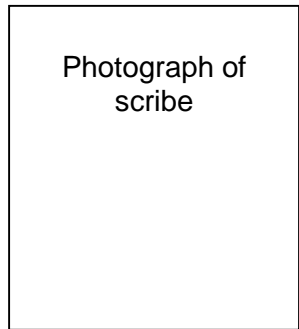
I do hereby undertake that his qualification is _____.

I further certify that the scribe whose photograph and particulars are mentioned below, is not COVID-19 + and a certificate to this effect from Competent Authority is enclosed to this letter.

(Signature of the candidate with Disability)

Place:

Date:



(Self- Attested Photograph)

Name of Scribe	ID of the Scribe	ID Number

ANNEXURE- VI: FORMAT OF OBC CERTIFICATE

FORM OF CERTIFICATE TO BE PRODUCED BY OTHER BACKWARD CLASSES APPLYING FOR APPOINTMENT TO POSTS / ADMISSION TO CENTRAL EDUCATIONAL INSTITUTIONS, UNDER THE GOVERNMENT OF INDIA

This is to certify that Shri/Smt./Km. _____ Son/Daughter of
Shri/Smt _____ of Village/Town _____
District/Division _____ in the State/Union Territory _____
belongs to the _____ Community which is recognized as a backward class under:

- (i) Resolution No. 12011/68/93-BCCI dated 10/09/93 published in the Gazette of India Extraordinary Part I Section I No. 186 dated 13/09/93.
- (ii) Resolution No. 12011/9/94-BCC dated 19/10/94 published in the Gazette of India Extraordinary Part I Section I No. 163 dated 20/10/94.
- (iii) Resolution No. 12011/7/95-BCC dated 24/05/95 published in the Gazette of India Extraordinary Part I Section I No. 88 dated 25/05/95.
- (iv) Resolution No. 12011/96/94-BCC dated 9/03/96.
- (v) Resolution No. 12011/44/96-BCC dated 6/12/96 published in the Gazette of India Extraordinary Part I Section I No. 210 dated 11/12/96.
- (vi) Resolution No. 12011/13/97-BCC dated 03/12/97.
- (vii) Resolution No. 12011/99/94-BCC dated 11/12/97.
- (viii) Resolution No. 12011/68/98-BCC dated 27/10/99.
- (ix) Resolution No. 12011/88/98-BCC dated 6/12/99 published in the Gazette of India Extraordinary Part I Section I No. 270 dated 06/12/99.
- (x) Resolution No. 12011/36/99-BCC dated 04/04/2000 published in the Gazette of India Extraordinary Part I Section I No. 71 dated 04/04/2000.
- (xi) Resolution No. 12011/44/99-BCC dated 21/09/2000 published in the Gazette of India Extraordinary Part I Section I No. 210 dated 21/09/2000.
- (xii) Resolution No. 12015/9/2000-BCC dated 06/09/2001.
- (xiii) Resolution No. 12011/1/2001-BCC dated 19/06/2003.
- (xiv) Resolution No. 12011/4/2002-BCC dated 13/01/2004.
- (xv) Resolution No. 12011/9/2004-BCC dated 16/01/2006 published in the Gazette of India Extraordinary Part I Section I No. 210 dated 16/01/2006.
- (xvi) Resolution No. 12011/14/2004-BCC dated 12/03/2007 published in the Gazette of India Extraordinary Part I Section I No. 67 dated 12/03/2007.
- (xvii) Resolution No. 12015/2/2007-BCC dated 18/08/2010.
- (xviii) Resolution No. 12015/13/2010-BCC dated 08/12/2011.

Shri/Smt./Km. _____ and/or _____ his/her family ordinarily reside(s) in the _____ District/Division of the _____ State/Union Territory. This is also to certify that he/she does not belong to the persons/sections (Creamy Layer) mentioned in Column 3 of the Schedule to the Government of India, Department of Personnel & Training O.M. No. 36012/22/93-Estt.(SCT) dated 08/09/93 which is modified vide OM No. 36033/3/2004 Estt.(Res.) dated 09/03/2004, further modified vide OM No.36033/3/2004-Estt.(Res.)dated 14/10/2008, again further modified vide OM No.36036/2/2013-Estt (Res) dated 30/5/2014 or the latest notification of the Government of India.
Dated: _____

District Magistrate / Deputy Commissioner /
Any other Competent Authority

Seal :

NOTE:

- (a) The term 'Ordinarily resides' used here will have the same meaning as in Section 20 of the Representation of the People Act, 1950.
- (b) The authorities competent to issue Caste Certificates are indicated below:
 - (i) District Magistrate / Additional Magistrate / Collector / Deputy Commissioner / Additional Deputy Commissioner / Deputy Collector / Ist Class Stipendiary Magistrate / Sub-Divisional magistrate / Taluka Magistrate / Executive Magistrate / Extra Assistant Commissioner (not below the rank of Ist Class Stipendiary Magistrate).
 - (ii) Chief Presidency Magistrate / Additional Chief Presidency Magistrate / Presidency Magistrate.
 - 1. Revenue Officer not below the rank of Tehsildar' and
 - 2. Sub-Divisional Officer of the area where the candidate and / or his family resides.

ANNEXURE- VII: FORMAT OF SC/ST CERTIFICATE

1. This is to certify that Shri/Smt./Kumari* Son/daughter* of Of village/town* in District/Division* of the State/Union Territory* Belong to theCaste/Tribe* which is recognized as a **Scheduled**

Caste/Scheduled Tribe* under:

*The Constitution (Scheduled Castes) Order, 1950

*The Constitution (Scheduled Tribes) Order, 1950

*The Constitution (Scheduled Castes) (Union Territories) Order, 1951

*The Constitution (Scheduled Tribes) (Union Territories) Order, 1951

{As amended by the Scheduled Castes and Scheduled Tribes Lists (Modification Order) 1956, the Bombay Reorganization Act, 1960, the Punjab Reorganization Act 1966, the State of Himachal Pradesh Act, 1970, the North-Eastern Areas (Reorganisation) Act, 1971 and the Scheduled Castes and Scheduled Tribes Orders (Amendment) Act, 1976}

*The Constitution (Jammu & Kashmir) Scheduled Castes Order, 1956;

*The Constitution (Andaman & Nicobar Islands) Scheduled Tribes Order, 1959, as amended by the Scheduled Castes and Scheduled Tribes Orders (Amendment) Act 1976;

*The Constitution (Dadra and Nagar Haveli) Scheduled Castes Order, 1962;

*The Constitution (Dadra and Nagar Haveli) Scheduled Tribes Order, 1962;

*The Constitution (Pondicherry) Scheduled Castes Order, 1964;

*The Constitution (Uttar Pradesh) Scheduled Tribes Order, 1967;

*The Constitution (Goa, Daman and Diu) Scheduled Castes Order, 1968;

*The Constitution (Nagaland) Scheduled Tribes Order, 1970

*The Constitution (Sikkim) Scheduled Castes Order, 1978

*The Constitution (Sikkim) Scheduled Tribes Order, 1978

*The Constitution (Jammu and Kashmir) Scheduled Tribes Order, 1989

*The Constitution (Scheduled Castes) Orders (Amendment) Act, 1990

*The Constitution (Scheduled Tribes) Order Amendment Act, 1991

*The Constitution (Scheduled Tribes) Order Second Amendment Act, 1991

2. This certificate is issued on the basis of the Scheduled Castes/Scheduled Tribes Certificate issued to Shri/Smt*father/mother* of Shri/Smt/Kumari Of Village/ town* in District/Division* of the State/Union Territory* who belongs to theCaste/Tribe* which is recognized as a Scheduled Caste/Scheduled Tribe* in the State/Union Territory* issued by the Dated
3. Shri/Smt*/Kumari* and/or* his/her family ordinarily reside(s) in village/town* of District/Division* of the State/Union Territory of

Signature

Designation.....

(With seal of Office)

Place :

State

Date :

Union Territory

NOTE: The term "Ordinarily resides" used here will have the same meaning as in Section 20 of the Representation of the Peoples Act, 1950.

*Please delete the words which are not applicable.

AUTHORITIES EMPOWERED TO ISSUE SCHEDULED CASTE/SCHEDULED TRIBE CERTIFICATES

{G.I. Dept. of Per. & Trg. O.M. No. 3012//88-Estt. (SCT), (SRD III) dated 24.04.1990}

The under mentioned authorities have been empowered to issue Caste Certificates of verification :

1. District Magistrate/Additional District Magistrate/Collector/Deputy Commissioner/ Additional Deputy Commissioner/Deputy Collector/First class Stipendiary Magistrate/Sub Divisional Magistrate/Taluka Magistrate/Executive Magistrate/Extra Assistant Commissioner.
2. Chief Presidency Magistrate/Additional Chief Presidency Magistrate/Presidency Magistrate.
3. Revenue Officer not below the rank of Tehsildar
4. Sub-Divisional Officer of the area where the candidate and/or his/her family normally resides

ANNEXURE- VIII: FORMAT OF EWS CERTIFICATE

Government of India
(Name & Address of the authority issuing the certificate)

INCOME & ASSET CERTIFICATE TO BE PRODUCED BY ECONOMICALLY WEAKER SECTIONS

Certificate No. _____

Date _____

VALID FOR THE YEAR _____

1. This is to certify that Shri/Smt./Kumari _____ son / daughter / wife of _____ permanent resident of _____, Village / Street _____ Post Office _____ District _____ in the State / Union Territory _____ Pin Code _____ Whose photograph is attested below belongs to Economically Weaker Sections, since the gross annual income* of his/ her 'family'** is below Rs. 8 Lakh (Rupees Eight Lakh only) for the financial year His/ her family does not own or possess any of the following assets ***:
- I. 5 acres of agricultural land and above;
 - II. Residential flat of 1000 sq. ft. and above;
 - III. Residential plot of 100 sq. yards and above in notified municipalities;
 - IV. Residential plot of 200 sq. yards and above in areas other than the notified municipalities.
2. Shri/Smt./Kumari _____ belongs to the _____ caste which is not recognized as a Scheduled Caste, Scheduled Tribe and Other Backward Classes (Central List).

Signature with seal of Office _____

Name _____

Designation _____

Recent Passport
size
attested
photograph of
the applicant

*Note 1: Income covered all sources i.e. salary, agriculture, business, profession etc.

** Note 2: The term "Family" for this purpose include the person, who seeks benefit of reservation, his/ her parents and siblings below the age of 18 years as also his/her spouse and children below the age of 18 years.

***Note 3: The property held by a "Family" in different locations or different places/cities have been clubbed while applying the land or property holding test to determine EWS status.

ANNEXURE- IX: PROCEDURE FOR APPEARING IN COMPUTER BASED TEST (CBT)

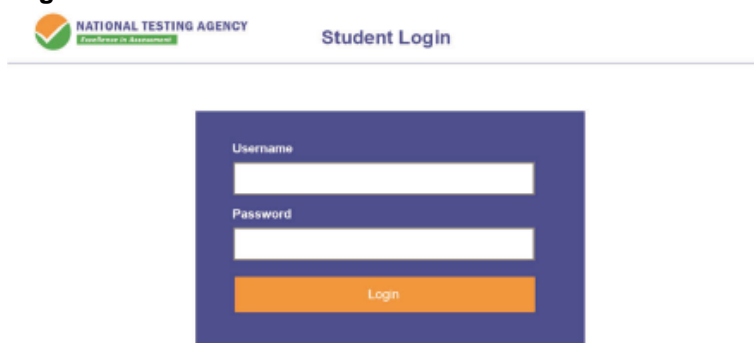
The major examinations being conducted by NTA are Computer Based Test (CBT). A CBT requires candidates to sit in front of a computer terminal (node) allocated to them against their Roll number and Admit card. After logging the candidate will get detailed instructions for the examinations. At the designated time of start of examination, the candidates will be able to proceed and see the questions on the computer screen using the computer mouse. Candidates will have the option to change / modify/ edit / answers already entered any time during the examination.

Procedure for appearing in Computer Based Test (CBT):

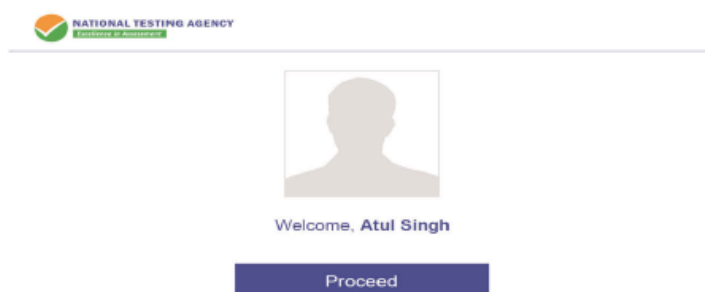
(Sample/mock test will be available on NTA website: www.nta.ac.in for hands on practice)

- (a) A computer terminal (node) indicating Roll Number will be allocated to each candidate. Candidates should find and sit on their allocated computers only. Any candidate found to have changed room/hall or the computer on their own other than the one allotted would lead to cancellation of candidature and no plea in this regard would be entertained.
- (b) For login, the candidate will have to enter **login-ID and password**. The computer terminal allotted to the candidate will display WELCOME login screen, Candidate's photograph and NET subject opted by the candidate.

Candidate Login Page



Candidate Welcome Screen










- (c) After login, the candidate shall be able to see the detailed instructions for the examination. Candidates are advised to go through the instructions carefully regarding the type of questions and marking scheme. At the designated time of start of the examination, the candidates will be able to proceed and see the questions on the computer screen.

General Instruction Page

Please read the instructions carefully

General Instructions:

1. Total duration of examination is 60 minutes.
2. The clock will be set at the server. The countdown timer in the top right corner of screen will display the remaining time available for you to complete the examination. When the timer reaches zero, the examination will end by itself. You will not be required to end or submit your examination.
3. The Questions Palette displayed on the right side of screen will show the status of each question using one of the following symbols:
 -  You have not visited the question yet.
 -  You have not answered the question.
 -  You have answered the question.
 -  You have NOT answered the question but have marked the question for review.
 -  The question(s) "Answered and Marked for Review" will be considered for evaluation.
4. You can click on the ">" arrow which appears to the left of question palette to collapse the question palette thereby maximizing the question window. To view the question palette again, you can click on "<" which appears on the right side of question window.
5. You can click on your "Profile" image on top right corner of your screen to change the language during the exam for entire question paper. On clicking of Profile image you will get a drop-down to change the question content to the desired language.
6. You can click on  to navigate to the bottom and  to navigate to top of the question are, without scrolling.

Navigating to a Question:

7. To answer a question, do the following:
 - a. Click on the question number in the Question Palette at the right of your screen to go to that numbered question directly. Note that using this option does NOT save your answer to the current question.
 - b. Click on **Save & Next** to save your answer for the current question and then go to the next question.
 - c. Click on **Mark for Review & Next** to save your answer for the current question, mark it for Review, and then go to the next question.

Answering a Question:

8. Procedure for answering a Multiple-Choice type question:
 - a. To select you answer, click on the button of one of the options.
 - b. To deselect your chosen answer, click on the button of the chosen option again or click on the **Clear Response** button
 - c. To change your chosen answer, click on the button of another option
 - d. To save your answer, you MUST click on the Save & Next button.
 - e. To mark the question for review, click on the Mark for Review & Next button.

9. To change your answer to a question that has already been answered, first select that question for answering and then follow the procedure for answering that type of question.

Navigating through sections:

10. Sections in this question paper are displayed on the top bar of the screen. Questions in a Section can be viewed by click on the section name. The Section you are currently viewing is highlighted.
11. After click the **Save & Next** button on the last question for a section, you will automatically be taken to the first question of the next section.
12. You can shuffle between sections and questions anything during the examination as per your convenience only during the time stipulated.
13. Candidate can view the corresponding section summery as part of the legend that appears in every section above the question palette.

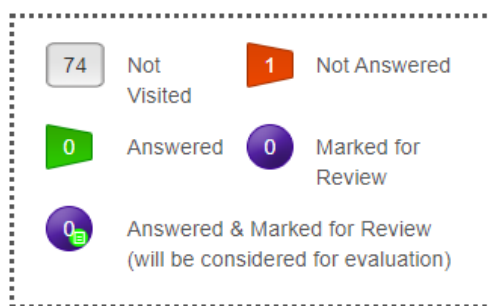
The keyboard attached to the computer, if any, will be disabled during the entire duration of the examination. Depending on the type of question, the answers to questions can either be entered by clicking on the virtual on-screen keyboard (numeric or otherwise) using the computer mouse or by clicking the chosen option(s) using the computer mouse. Candidates will have the option to change/modify answers already entered anytime during the entire duration of the examination.

In case the computer/mouse allotted to any candidate malfunctions anytime during the test, he/she will be immediately allotted another computer system and the time lost due to this will be adjusted in the server so as to give the candidate the full allotted time.

The on-screen computer clock counter of every candidate will be set at the server. The countdown timer in the top right side of computer screen will display the time remaining (in minutes) available for the candidate to complete the examination. When the timer reaches zero, the examination will end by itself. Candidate will not be required to end or submit the examination.

The screenshot displays the examination interface. At the top, a header bar shows candidate information: Candidate Name: [Your Name], Exam Name: UGC-NET, Subject Name: English-Paper 2-Dec-2019, and Remaining Time: 01:59:39. A dropdown menu on the right is set to 'English'. Below the header, 'Question 1:' is displayed with a blue download icon. The question text asks: 'Which of the following combinations best describes the typical methodology of literary research?'. Four options are listed: (1) Direct, empirical and quantitative; (2) Phenomenological, speculative and abstract; (3) Textual, critical and historical; (4) Synoptic, conceptual and speculative. Below the options are radio buttons labeled '0 1)', '0 2)', '0 3)', and '0 4)'. A row of buttons includes 'SAVE & NEXT' (green), 'CLEAR' (grey), 'SAVE & MARK FOR REVIEW' (orange), and 'MARK FOR REVIEW & NEXT' (blue). At the bottom, there are '<< BACK' and 'NEXT >>' buttons, and a 'SUBMIT' button (green). On the right side, a legend box shows four categories: '99 Not Visited' (grey), '1 Not Answered' (orange), '0 Answered' (green), and '0 Marked for Review' (purple). Below the legend is a virtual keyboard with a grid of numbers from 01 to 55, and a '0' key. A right arrow button is positioned between the legend and the keyboard.

- (d) The Question Palette displayed on the screen will show the status of each question using one of the following symbols:



The question(s) “Answered and Marked for Review” status for a question indicates that candidate would like to have a relook at that question again. A candidate has the option of answering a question and simultaneously “Marked for Review”, these answers will be considered for evaluation. However, if a candidate has simply put “Marked for Review” for a question without answering it, the corresponding question marked for review without an answer will not be considered for evaluation. It may be noted that a candidate can return to any “Marked for Review” question any time during the examination by clicking on the corresponding question number icon displayed on the Question Palette of the corresponding section.

- (e) Candidate can click on the “>” arrow which appears to the left of question palette to collapse the question palette thereby maximizing the question viewing window. To view the question palette again, candidate can click on “<” which appears on the right side of question window.
- (f) Candidate can click on to navigate to the bottom and to navigate to the top of the question area, without scrolling. Using the computer mouse the candidate can scroll up and down the question viewing area for viewing the entire question.
- (g) The full paper can be viewed by clicking the “Question Paper” icon on the top right corner of the screen.
- (h) Blank Sheets for doing Rough Work/calculations shall be provided to the candidates. The Blanks Sheets would have a Header page for the candidates to write down his/her Name and Roll Number. All calculations/writing work are to be done only in the Blank Sheets provided at the centre in the examination Room/Hall and on completion of the test candidates must hand over the rough sheets to the invigilator on duty in the Room/Hall.
- (i) Navigating to a Question To navigate between questions within a Paper, candidate needs to do the following:**
- (a) Click on the question number in the Question Palette at the right of the screen to go to that numbered question directly. Note that using this option does NOT save the answer to the currently displayed question.
- (b) Click on “Save & Next” to save the answer of any question. Clicking on “Save & Next” will save the answer for the current question and the next question will be displayed on the candidate’s computer screen.
- (c) Click on “Mark for Review & Next” to mark a question for review (without answering it) and proceed to the next question.

01	02	03	04	05	06	07	
08	09	10	11	12	13	14	15
16	17	18	19	20	21	22	23
24	25	26	27	28	29	30	31
32	33	34	35	36	37	38	39
40	41	42	43	44	45	46	47
48	49	50	51	52	53	54	55
56	57	58	59	60	61	62	63

(j) Answering a Question

To navigate between questions within a Paper, candidate needs to do the following:

Procedure for answering a Multiple-Choice type question:

- (a) To select the option(s), click on the corresponding button(s) of the option(s).
- (b) To deselect the chosen answer, click on the button of the chosen option again or click on the “Clear Response” button.
- (c) To save the answer, the candidate MUST click on the “Save & Next” button.
- (d) To mark the question for review (without answering it), click on the “Mark for Review & Next” button.

(k) Navigating through sections:

- (i) Sections in the question paper are displayed on the top bar of the screen. Questions in a section can be viewed by clicking on the section name. The section in which candidate is currently viewing will be highlighted.
- (ii) After clicking the “Save & Next” button on the last question for a section, candidate will automatically be taken to the first question of the next section.
- (iii) Candidate can shuffle between sections and questions within sections anytime during the examination as per the convenience only during the time stipulated.
- (iv) Candidate can view the corresponding section summary as part of the legend that appears in every section above the question palette.

The screenshot displays the exam interface. At the top, there is a header with candidate information: Candidate Name [Your Name], Exam Name UGC-NET, Subject Name English-Paper 2-Dec-2019, and Remaining Time 01:58:39. A language dropdown menu is set to 'English'. Below the header, the main question area shows 'Question 1' with the text: 'Which of the following combinations best describes the typical methodology of literary research?' and four options: (1) Direct, empirical and quantitative; (2) Phenomenological, speculative and abstract; (3) Textual, critical and historical; (4) Synoptic, conceptual and speculative. Below the options are radio buttons labeled 1), 2), 3), and 4). At the bottom of the question area are buttons: 'SAVE & NEXT', 'CLEAR', 'SAVE & MARK FOR REVIEW', and 'MARK FOR REVIEW & NEXT'. Below these are navigation buttons: '<< BACK', 'NEXT >>', and 'SUBMIT'. To the right of the question area is a 'Question' palette showing a grid of question numbers (01-63) and their status: 'Not Visited' (99), 'Not Answered' (1), 'Answered' (0), 'Marked for Review' (0), and 'Answered & Marked for Review (will be considered for evaluation)' (0). Green arrows point to the 'Question' label above the question, the 'Respective' label pointing to the question options, the 'Navigation' label pointing to the bottom navigation buttons, and the 'Question' label pointing to the question palette.

(l) **Procedure for answering questions that require inputs from on-screen virtual key board (numeric or otherwise):**

- (a) Candidate will have to use the on-screen virtual keyboard (that would be displayed just below the question statement of these types of questions) and the attached computer mouse to enter his/her answer in the space provided for answer.

On Screen Virtual Keyboard

The screenshot displays the UGC-NET exam interface. At the top, it shows the candidate's name as [Your Name], the exam name as UGC-NET, the subject name as English-Paper 2-Dec-2019, and the remaining time as 01:59:39. A language dropdown menu is set to English. The main question area contains the following text: "Question 1: Which of the following combinations best describes the typical methodology of literary research?" followed by four options: (1) Direct, empirical and quantitative; (2) Phenomenological, speculative and abstract; (3) Textual, critical and historical; (4) Synoptic, conceptual and speculative. Below the options are radio buttons labeled 1), 2), 3), and 4). At the bottom of the question area are buttons for "SAVE & NEXT", "CLEAR", "SAVE & MARK FOR REVIEW", "MARK FOR REVIEW & NEXT", "<< BACK", "NEXT >>", and "SUBMIT". To the right of the question area is a "Question Palette" showing a grid of question numbers (01-55) with status indicators: "Not Visited" (99), "Not Answered" (1), "Answered" (0), "Marked for Review" (0), and "Answered & Marked for Review (will be considered for evaluation)". Below the palette is a virtual numeric keypad with numbers 01-55 and function keys like "01", "02", etc.

- (b) The answer can be changed, if required, anytime during the test. To save the answer, the candidate MUST click on the “Save & Next” button.
- (c) To mark the question for review (without answering it), click on the “Mark for Review & Next” button.

Candidate will have the option to change previously saved answer of any question, anytime during the entire duration of the test. To change the answer to a question that has already been answered, first select the corresponding question from the Question Palette, then click on “Clear Response” to clear the previously entered answer and subsequently follow the procedure for answering that type of question.

(m) **ROUGH WORK:**

All calculations/writing work are to be done only in the rough sheet provided at the Centre in the examination Room/Hall and on completion of the test candidates must hand over the rough sheets to the invigilator on duty in the Room/Hall.

ANNEXURE- X: INSTRUCTIONS REGARDING COVID-19

NTA will implement Social Distancing measures as per Government of India Guidelines in current scenario of COVID-19 to ensure health & safety of the candidates. Adequate measures are implemented for safety of all without compromising the high standards, sanctity, and fairness in conduct of the Examination. Candidates are also required to adhere to Guidelines and new process for Social Distancing and hygiene to ensure safety & health of their own and fellow candidates.

For safety purposes, candidates are advised not to bring anything other than permitted items.

PREPARATION AT CENTRE

- a) Standard Operating Procedures for implementing safety precautions and for maintaining required standard of hygiene will be implemented. Before the exam starts, Seating Area will be thoroughly sanitized- exam rooms, desk, chair etc. All door handles, staircase railing, lift buttons, etc will be disinfected.
- b) Gap between 2 seats will be maintained as per GOI guidelines.
- c) Hand Sanitizer will be available at entry and inside the exam venue at various places for candidates and Centre staff to use.
- d) Thermo guns will be available to check body temperature of candidates.
- e) The room/hall number will be informed to the candidates at the registration room.
- f) It is ensured that all the processes are touch free, to the maximum possible extent, to ensure Social Distancing norms.
- g) Candidate is required to reach Centre as per the Reporting/Entry time at Centre given in the Admit Card to avoid any crowding at the Centre at the time of entry and to maintain social distancing.
- h) All exam functionaries will wear mask and gloves at all points of time.
- i) 5 sheets of paper are to be placed on the desk of each candidate for doing rough work.

PRE-EXAM PREPARATION

- a) Candidate to check Reporting/ Entry time at Centre given in the Admit Card and to reach Centre as per Reporting Time only to avoid any crowding at the Centre at the time of entry and to maintain social distancing.
- b) Candidate should fill Admit card and undertaking thereon as per instructions contained in the admit card, completely and properly.
- c) Candidates will be permitted to carry only the permitted items with them into the venue.

AT TIME OF ENTRY

- a) Candidates should avoid coming with more than one escort (parent/guardian).
- b) Candidates need to always maintain a space of at least 6 feet from each other. Queue manager / ropes and Floor Marks will be arranged outside the Centre.
- c) Room number will not be displayed outside the Centre to avoid any crowding at any one place in any situation.
- d) Candidates will be required to sanitize hands by washing with soap and with Hand Sanitizer before entry in Centre. Hand sanitizer will be available at various locations in the Centre
- e) Candidate should bring duly filled in Admit Card and Undertaking there on as per instructions contained on the admit card.
- f) They should not bring prohibited items to exam Centre as there are no arrangements available for their safe keeping.
- g) Candidates are permitted to carry drinking water in a transparent water bottle, a small bottle of sanitizer (50 mg), face masks and gloves.
- h) Candidates will be ushered in batches of 10 Candidates.
- i) Thermal scanning will be carried out at the entry.
- j) If the body temperature is higher than the COVID-19 norms, candidate would be required to take the exam in a separate room. Candidates are required to strictly adhere to instructions provided by Centre staff.
- k) Contact free frisking will be carried out using Handheld Metal Detectors.
- l) Candidate will display the following documents for verification to the exam functionary (invigilator on duty) standing across the table.
 - Admit card along with the undertaking with passport size photograph and thumb impression affixed thereon
 - Original and valid Identity proof
 - One additional photograph for affixing on the attendance register
- m) Candidate will be offered a fresh 3 Ply mask before entry. To stop chances of any UFM being used in the Examination, the candidate is expected to wear the freshly provided mask at the Centre. The candidate will be required to remove the mask worn by him/ her from home and use only the mask provided at Centre, in the exam hall. He/she may keep his/her mask worn from home, in their pocket or dispose them off as per their convenience.

- n) Invigilator on duty insider at the registration desk would check the admit card, ID proof etc and direct the candidate to his exam room in batches of 5 each to maintain safe distance as per the social distancing norms.
- o) A candidate will be denied permission to appear in the Examination, if he/ she violate the COVID-19 directives/advisories of Government (Central/State) applicable on the day of exam and instructions mentioned in the Admit Card.

DURING EXAMINATION

- a) Before the exam starts, Seating Area will be thoroughly sanitized –exam rooms, desk, chair etc. Candidates can further sanitize the same with sanitizers that will be made available in the Examination lab/room/hall.
- b) Candidates are required to paste passport size photograph and sign on the Attendance Sheet after sanitizing hands with sanitizer.
- c) They are required to use only the sheets provided in the exam centre for any rough work and are not allowed to do the rough work on any other material. They should write their roll number and their name on the rough sheets.

AFTER EXAMINATION

- a) On completion of the exam, the candidates will be permitted to move out in an orderly manner, one candidate at a time maintaining a safe distance from each other. They are required to wait for instructions from invigilator and are not to get up from their respective seats until advised.
- b) Candidate must drop the Admit Card and the rough sheets used by them in the drop box after the conclusion of the exam, while leaving. If any candidate fails to do so, action (which also includes disqualification from the exam) can be taken against him/her.

ANNEXURE- XI: TEST PRACTICE CENTRES (TPCs)

What is a Test Practice Centre (TPCs)?

The Ministry of Education has mandated the NTA to set up, establish and create a network of Test Practice Centres for candidates, especially in remote and rural areas to enable them to practice and be comfortable in taking a Computer Based Test (CBT). This facility is completely free of cost. Candidates can register online (on NTA website) where they are provided a convenient TPC near to their location to practice on a given computer node. This facilitates and eases the process of being able to take a Computer Based Test (CBT). The entire experience of using a computer is close to the actual experience of taking a CBT. All efforts are made to provide practice tests and questions so that candidates can familiarize themselves with logging into the system, go through the detailed instructions regarding the test, use the mouse or numeric keyboard on screen (virtual) for attempting each question, scroll down to the next question, navigate between questions, review and edit their options and submit questions.

The objective of TPCs is primarily to organize test practice for the upcoming NTA Examinations.

ANNEXURE- XII: COMMON SERVICES CENTRES/FACILITATION CENTRES

Candidates who are not well conversant with how to submit the online application, due to various constraints, can use the services of Common Services Centre, Ministry of Electronics and Information Technology, Government of India under the Digital India initiatives of Hon'ble Prime Minister. The Common Services Centre (CSC) scheme is a part of the ambitious national e-Governance Plan (NeGP) of Government of India and is managed at each village panchayat level by a Village level Entrepreneur (VLE)

There are more than 1.5 lakhs Common Services Centres (CSC) across the country which will provide the desired support to candidates from urban as well as rural areas in online submission of Application Form and payment of fee through e-wallet. The list of the Common Services Centre is available on website: www.csc.gov.in.

Note: To know nearest Common Services Centre, please open link <http://gis.csc.gov.in/locator/csc.aspx>

ANNEXURE- XIII: REPLICA OF APPLICATION FORM

Click on 'New Registration tab' to register as a new candidate. Once registered, candidates can sign in using the credentials registered with.

Steps to apply online

- ✓ Apply for Online Registration
- ✓ Fill Online Application Form
- ✓ Upload Scanned Photo & Signature
- ✓ Pay Examination Fee

Application Form Central Universities - Common Entrance Test (CU-CET) 2021

New Registration


Only Registered Candidates Sign In

Application Form Central Universities - Common Entrance Test (CU-CET) 2021

Application No

Password

Security Pin as shown below (Case Sensitive)

Security Pin 5U45E9 

Sign In

[Forgot Password ?](#)

[Forgot Application No ?](#)

Disclaimer:

This site is designed and hosted by NIC eCounselling division and the contents are provided by NTA. For any further information, please contact to NTA. (Ver 1.0.136.2.0)

On registering this page opens up. Please go through the details carefully before proceeding to the next step.



Ministry of Education
Government of India

CU-CET 2021
Central Universities - Common Entrance Test



राष्ट्रीय परीक्षा एजेंसी
National Testing Agency
Excellence in Assessment

Home

Registration

Application Form

Image Upload

Fee Payment

Instructions and Procedure for online submission of Application Form

[Download Information Bulletin](#)

1. Please read the instructions, procedure and Information Bulletin carefully before you start filling the Online Application Form.
2. You can apply for Central Universities - Common Entrance Test (CU-CET) -2021 'ON-LINE' only through the official website of CU-CET 2021 (<https://cucet.nta.nic.in>).

3. Examination Fees

Category	Examination Fees
General/ EWS/ OBC-NCL	₹ 800/- (Eight Hundred)
SC / ST / Transgender	₹ 350/- (Three Hundred Fifty)
Person with Disabilities (PwD)	Nil

Note:- The examination fee can be submitted only online through Net Banking, Credit Card, Debit Card, UPI or Paytm Services. Processing charges and GST as applicable are chargeable to the candidate (in addition to the examination fee) by the concerned Bank/Payment Gateway Integrator.

4. For Under-Graduate/ Integrated (UI) Programmes, the candidates can apply for both the Test Papers (UIQP01 and UIQP02) by paying application fee as mentioned above. Candidates are advised to check the Test Paper Code and Examination schedule in the Information Bulletin carefully before starting to fill the Online Application Form.
5. For Post-Graduation (PG) Programmes, the candidates can apply for three (03) Test Papers by paying application fee as mentioned above. Candidates are advised to check the Test Paper Code and Examination schedule in the Information Bulletin carefully before starting to fill the Online Application Form.

In case any candidate wants to apply (fills up application form) for more than three Test Papers under CU-CET (PG) 2021, the Application Processing Fee/Entrance Test Fee payable by her/ him for each subsequent Test Paper (after selection of three Test Papers) shall be charged as per reduced rates given below:

Category	Examination Fees
General/ EWS/ OBC-NCL	₹ 200/- (Two Hundred)
SC / ST / Transgender	₹ 75/- (Seventy Five)/
Person with Disabilities (PwD)	Nil

6. Application Procedure: 4 simple Steps to be followed to apply online

Candidates must read carefully the Instructions (including how to fill up Application Form online) given in the Information Bulletin available on the NTA Website. Candidates not complying with the Instructions shall be summarily disqualified.

Step 1: Register for Online Application Form and note down system generated **Application Number**. The candidate should supply the required details while filling the Online Application Form and is also required to create **PASSWORD** and choose **Security Question** and enter his/her Answer. After successful submission of the personal details, Application number will be generated and it will be used to complete the remaining Steps of the Application Form and will also be required for all future reference/ correspondence. For subsequent logins, candidate will be able to login directly with the respective system generated **Application Number** and created **Password**.

Step 2: Complete the Application Form Candidate should now login with the system generated Application Number and created Password for completing the Application Form.

Step 3: Upload Scanned Images of Candidate's Photograph & Candidate Signature (wherever applicable) :

1. The recent passport size photograph should be either in colour or black & white with 80% face (without mask) visible including ears against white background. It should be in JPG format (clearly legible) and between 10 kb to 200 kb.

2. Signature should be in JPG format (clearly legible) and between 4 kb to 30 kb.

[Note: Upload the correct photograph and signature as the facility for correction will not be given.

Step 4: The candidate has to select Debit card/Credit card/UPI/Net banking/PAYTM option to pay the application fee and follow the online instruction to complete the payment of fee. After successful payment, candidate will be able to print the Confirmation Page. In case the Confirmation Page is not generated after payment of fee then the transaction is cancelled and the candidates have to approach the concerned bank for refund of amount. However the candidate has to make another payment/transaction, in case the Confirmation Page is not generated.

7. Important Instruction about PASSWORD

1. During online form filling, candidate will be required to choose PASSWORD and Security Question and its Answer. Candidate is advised to record/remember their password for all future logins.
2. For subsequent logins, candidate will be able to login directly with their respective system generated Application Number and the chosen Password.
3. Candidate is advised not to disclose or share his/her password with anybody. Neither NTA nor NIC will be responsible for violation or misuse of the password of a candidate.
4. Candidate can change his/her passwords after login, if desired.
5. Candidate should remember to log out at the end of their session so that the particulars of the candidate cannot be tampered or modified by unauthorized persons.

The Password must be as per the following Password policy.

1. Password must be 8 to 13 character long.
2. Password must have at least one Upper case alphabet.
3. Password must have at least one Lower case alphabet.
4. Password must have at least one numeric value.
5. Password must have at least one special characters eg. !@#\$%^&*.-.

8. How to reset your Password : The following options are available to reset Password

1. Using Security Question & its Answer you chosen during Form filling .
2. Using a verification code sent via text message (SMS) to your Registered Mobile No.
3. Using a reset link sent via Email to your Registered Email address.

9. The Application Number printed on the computer generated Confirmation Page must be mentioned in all such correspondences. It is therefore essential to note down the application number printed on the Confirmation Page.

I have downloaded Information Bulletin, read and understood all the Instructions therein as well as those mentioned above, and filling up the online application form accordingly.



[Click here to Proceed](#)

Disclaimer:

This site is designed and hosted by NIC eCounselling division and the contents are provided by NTA. For any further information, please contact to NTA. (Ver 1.0.136.2.0)



Fill out the details carefully as particulars submitted once for candidate registration cannot be changed.

Home

Registration

Application Form

Document Upload

Fee Payment

Personal Details

Candidate's Name	<input type="text" value="Test A"/>		
Father's Name	<input type="text" value="Test M"/>		
Mother's Name	<input type="text" value="Test F"/>		
Date of Birth	<input type="text" value="30"/>	<input type="text" value="August (08)"/>	<input type="text" value="1992"/>
Gender	<input type="text" value="Female"/>		
Nationality	<input type="text" value="Indian"/>		
Identity Type	<input type="text" value="Any Other Valid Govt Identity with photograph"/>		
Enter Valid Govt Identity Number	<input type="text" value="12345"/>		

Contact Details

Address	<input type="text" value="Address"/>		
Locality(Optional)	<input type="text" value="Locality"/>		
City/Town/Village	<input type="text" value="City"/>		
Country	<input type="text" value="India"/>		
State	<input type="text" value="DELHI"/>		
District	<input type="text" value="EAST DELHI"/>		
Pin Code	<input type="text" value="110093"/>		
Mobile Number	<input type="text" value="91"/>	<input type="text"/>	
Email Address	<input type="text"/>		
Alternate Contact no (Optional)	<input type="text"/>		

स्थायी पता (Permanent Address)

Same As Present Address

Choose Password

Password	<input type="password" value="....."/>
Confirm Password	<input type="password" value="....."/>
Security Question	<input type="text" value="Which is your favourite book ?"/>
Security Answer	<input type="password" value="...."/>

Security Pin

Enter security pin (case sensitive)	<input type="text" value="633113"/>
Security Pin	<input type="text" value="633113"/>
<input type="button" value="Submit"/>	

Disclaimer:

This site is designed and hosted by NIC eCounselling division and the contents are provided by NTA. For any further information, please contact to NTA. (Ver 1.0.136.2.0)

Please review your details before pressing the 'final submit' button.



Ministry of Education
Government of India

CU-CET 2021

Central Universities - Common Entrance Test



राष्ट्रीय परीक्षा एजेंसी
National Testing Agency

Home

Review Page - Online Registration Form

Review the following particulars carefully. If you would like to change any particulars entered, you may do so by pressing 'EDIT REGISTRATION FORM' button or press 'FINAL SUBMIT' button for final submission.

Personal Details

Candidate's Name:	TEST A	Father's Name:	TEST M
Mother's Name:	TEST F	Date of Birth:	30-08-1992
Gender :	Female	Identity Type:	Any Other Valid Govt Identity with photograph
Any Other Valid Govt Identity with photograph:	12345	Nationality :	Indian

Contact Details

Address:	Address	Locality(Optional):	Locality
City/Town/Village:	City	Country:	India
State:	DELHI	District:	EAST DELHI
Pin Code:	110093	Mobile Number :	91 - [REDACTED]
Email Address:	testa@nic.nic.in	Alternate Contact no(Optional):	

स्थायी पता (Permanent Address)

Address:		Locality:	
City/Town/Village:		Country:	India
State:		District:	EAST DELHI
Pin Code:	110093		

Review Page !! Close

Please review the following informations carefully.
If you would like to change any information entered, you may do so by pressing 'EDIT REGISTRATION FORM' button or press 'FINAL SUBMIT' button for final submission.

Account Details

Security Question:	Which is your favourite book ?	Security Answer:	(Not shown due to security reasons)	Password:	(Not shown due to security reasons)
--------------------	--------------------------------	------------------	-------------------------------------	-----------	-------------------------------------

Particulars checklist to be verified

Kindly verify all the particulars listed below carefully. Once submitted Registration Form finally, changes can not be made.

- My Name Father Name Mother Name Date of Birth Gender Address
 Mobile Number Email ID

Declaration

I hereby declare that I have filled up this online application after carefully reading the Information Bulletin and fully understanding the provisions/ procedures mentioned therein. I further declare that all the particulars given by me in this application are true to the best of my knowledge and belief. I agree that my Result may be withheld/ not declared/ my candidature may automatically stand cancelled, in case it is found at any point of time in future that false information has been furnished in this application. I shall abide by these terms and conditions as well as those laid down in the Information Bulletin, Public Notices and Advisories issued by NTA regarding this exam from time to time.

I Agree

EDIT Registration Form

Final Submit

Disclaimer:

This site is designed and hosted by NIC eCounselling division and the contents are provided by NTA. For any further information, please contact to NTA. (Ver 1.0.136.2.0)



Review Page - Online Registration Form

Review the following particulars carefully. If you would like to change any particulars entered, you may do so by pressing **'EDIT REGISTRATION FORM'** button or press **'FINAL SUBMIT'** button for final submission.

Personal Details

Candidate's Name:	TEST A	Father's Name:	TEST M
Mother's Name:	TEST F	Date of Birth:	30-08-1992
Gender :	Female	Identity Type:	Any Other Valid Govt Identity with photograph
Any Other Valid Govt Identity with photograph:	12345	Nationality :	Indian

Contact Details

Address:	Address	Locality(Optional):	Locality
City/Town/Village:	City	Country:	India
State:	DELHI	District:	EAST DELHI
Pin Code:	110093	Mobile Number :	91 - 98 - 765 - 4321
Email Address:	r	Alternate Contact no(Optional):	--

स्थायी पता (Permanent Address)

Address:	Add	Locality
City/Town/Village:	City	India
State:	DEL	EAST DELHI
Pin Code:	110093	

Confirm !!

Do you wish to submit Registration Form finally ?

Yes No

Account Details

Security Question:	Which is your favourite book ?	Security Answer:	(Not shown due to security reasons)	Password:	(Not shown due to security reasons)
--------------------	--------------------------------	------------------	-------------------------------------	-----------	-------------------------------------

Particulars checklist to be verified

Kindly verify all the particulars listed below carefully. Once submitted Registration Form finally, changes can not be made.

- My Name Father Name Mother Name Date of Birth Gender Address
 Mobile Number Email ID

Declaration

I hereby declare that I have filled up this online application after carefully reading the Information Bulletin and fully understanding the provisions/ procedures mentioned therein. I further declare that all the particulars given by me in this application are true to the best of my knowledge and belief. I agree that my Result may be withheld/ not declared/ my candidature may automatically stand cancelled, in case it is found at any point of time in future that false information has been furnished in this application. I shall abide by these terms and conditions as well as those laid down in the Information Bulletin, Public Notices and Advisories issued by NTA regarding this exam from time to time.

I Agree 

EDIT Registration Form

Final Submit

Disclaimer:

This site is designed and hosted by NIC eCounselling division and the contents are provided by NTA. For any further information, please contact to NTA. (Ver 1.0.136.2.0)

This message will be sent via SMS on the registered mobile number after successful registration (Step-1).

← AX-NICECN



Today 11:50

Dear Applicant, you have completed step 1 of Application Form for CU-CET 2021. Your Application No. is [213510000045](#). Please complete the remaining steps of the Application Form. (sent via NICS)

The following screen appears on completion of Step-1. Click 'Complete Application Form' to move to Step-2.

Ministry of Education
Government of India

CU-CET 2021
Central Universities - Common Entrance Test

राष्ट्रीय परीक्षा एजेंसी
National Testing Agency

Home Change Password Register Query Logout

Name: Test A Application No: 213510000045

Registration Application Form Document Upload Fee Payment

Application Progress Status

- View Registration Form
- Complete Application Form
- Upload Documents
- Pay Examination Fee

Verify Mobile No. & Email Id

- Verify Mobile Number
- Verify Email Id

Application Status	
Registration Form	Completed
Application Form	Incomplete
Upload Documents	Incomplete
Application Fee Payment	Incomplete

You have completed Registration Form. Please note down the Application Number for future references.
Application Number : 2135 1000 0045
Fill the Application Form by clicking on button as shown below.

[Complete Application Form](#)

Disclaimer:
This site is designed and hosted by NIC-Counseling division and the contents are provided by NTA. For any further information, please contact to NTA. (Ver 1.0.136.2.0)

NIC एन आई सी
National Informatics Centre

Fill out all the details carefully on the 'Application Form'.

Personal Details

Candidate's Name:

Date of Birth:

Gender:

Father's Name:

Mother's Name:

Guardian Mobile No.:

Nationality:

State Domicile:

Category:

If you a PwD candidate, do you have benchmark disability (40% or more / 'severe' where percentage is not defined)?

Type of Disability:

Do you need scribe:

Percentage of disability:

Claim for Sports Quota:

Are you Ex-Servicemen (E.S.M.):

Religion:

Status of Employment:

Are you Kashmiri Migrant?

Apply For

Apply For:

Test Paper: UIQP01 UIQP02

Exam Centre 1st:

Exam Centre 2nd:

Exam Centre 3rd:

Exam Centre 4th:

Education Details

10th or equivalent Qualification Details

Pass Status: Year of Passing: Course/Stream Name:

Name of Institution/Board/University: Result Mode:

Total Marks: Obtained Marks: Percentage(%):

RollNo: Institute Name & Address:

12th or equivalent Qualification Details

Pass Status: Year of Passing: Course/Stream Name:

Name of Institution/Board/University: Result Mode:

Total Marks: Obtained Marks: Percentage(%):

RollNo: Institute Name & Address:

Other National Level Examination Details: (GATE/GPAT/Other)

Other National Level Exam:

Parents Income Details

	Qualification	Occupation	Annual Income
Father's (if applicable)	GRADUATE	SELF EMPLOYMENT	RS. 500001-800000
Mother's (if applicable)	GRADUATE	OTHERS (INCLUDING HOUSE WIFE)	--Select--
Guardian's (if applicable)	GRADUATE	SELF EMPLOYMENT	RS. 500001-800000

Security Pin

Enter security pin (max 8digits):

Security Pin:

Submit

Disclaimer: This site is designed and hosted by NIC eCounseling division and the contents are provided by NTA. For any further information, please contact to NTA, (Ver 1.0.136.2.0)



Please review your details of 'Application Form' before pressing the 'final submit' button.

Ministry of Education
Government of India

CU-CET 2021
Central Universities - Common Entrance Test

राष्ट्रीय परीक्षा एजेंसी
National Testing Agency

Home Change Password Register/Query Logout

Name: Test A Application No: 2135 1000 0045

Review Page - Online Application Form

Review the following particulars carefully. If you would like to change any particulars entered, you may do so by pressing 'EDIT APPLICATION FORM DATA' button or press 'FINAL SUBMIT' button for final submission.

Personal Details

Candidate's Name: TEST A
Date of Birth: 30-08-1992
Gender: Female
Father's Name: TEST M
Mother's Name: TEST F
Guardian Mobile No.: --
State Domicile: DELHI (NCT)
Category: General
If you a PwD candidate, do you have benchmark disability (4% or more / 'severe' where percentage is not defined): No
Type of Disability: Visual Impairment as specified in the Schedule of RPwD Act, 2016

Review Page !! Close

Please review the following information carefully.
If you would like to change any information entered, you may do so by pressing 'EDIT APPLICATION FORM DATA' button or press 'FINAL SUBMIT' button for final submission.

Are you a PwD candidate? No

Nationality: Indian
Status of Employment: Un-Employed
Are you Kashmiri Migrant?: No

Apply For

Apply For: CU-CET 2021 For UG and Inc. Prog. (Eligibility: +12)
Test Paper: UQP01 UQP02
Exam Centre 1st: Delhi/New Delhi (DELHI (NCT))
Exam Centre 2nd: Noida/Greater Noida (UTTAR PRADESH)
Exam Centre 3rd: Ghazabad (UTTAR PRADESH)
Exam Centre 4th: Gurugram (HARYANA)

Ministry of Education
Government of India

CU-CET 2021
Central Universities - Common Entrance Test

राष्ट्रीय परीक्षा एजेंसी
National Testing Agency

Home Change Password Register/Query Logout

Name: Test A Application No: 2135 1000 0045

Review Page - Online Application Form

Review the following particulars carefully. If you would like to change any particulars entered, you may do so by pressing 'EDIT APPLICATION FORM DATA' button or press 'FINAL SUBMIT' button for final submission.

Personal Details

Candidate's Name: TEST A
Date of Birth: 30-08-1992
Gender: Female
Father's Name: TEST M
Mother's Name: TEST F
Guardian Mobile No.: --
State Domicile: DELHI (NCT)
Category: General
If you a PwD candidate, do you have benchmark disability (4% or more / 'severe' where percentage is not defined): Yes
Type of Disability: Visual Impairment as specified in the Schedule of RPwD Act, 2016
Do you wish to submit Application form finally?

Nationality: Indian
Status of Employment: Un-Employed
Are you Kashmiri Migrant?: No

Apply For

Apply For: CU-CET 2021 For UG and Inc. Prog. (Eligibility: +12)
Test Paper: UQP01 UQP02
Exam Centre 1st: Delhi/New Delhi (DELHI (NCT))
Exam Centre 2nd: Noida/Greater Noida (UTTAR PRADESH)
Exam Centre 3rd: Ghazabad (UTTAR PRADESH)
Exam Centre 4th: Gurugram (HARYANA)

The following screen appears on completion of Step-2. Click 'Upload Images' to move to Step3.

Ministry of Education
Government of India

CU-CET 2021
Central Universities - Common Entrance Test

राष्ट्रीय परीक्षा एजेंसी
National Testing Agency

Home Change Password Register Query Logout

Name: TEST A Application No: 21351000045

Registration Application Form Document Upload Fee Payment

Application Progress Status

- View Registration Form
- View Application Form
- Upload Documents
- Pay Examination Fee

Verify Mobile No. & Email Id

- Verify Mobile Number
- Verify Email Id

Application Status	
Registration Form	Completed
Application Form	Completed
Upload Documents	Incomplete
Application Fee Payment	Incomplete

You have completed step 2 of Online Application Form.

If you want to edit filled Application Form then click 'Edit Application Form' button shown below. Otherwise proceed for uploading of scanned images by clicking 'Upload Images' button to complete step 3.

Application Number : 2135 1000 0045

[Edit Application Form](#) [Upload Documents](#)

Disclaimer:
This site is designed and hosted by NIC eCounselling division and the contents are provided by NTA. For any further information, please contact to NTA. (Ver 1.0.136.2.0)

NIC एनआईसी
National Informatics Centre

Upload the Photograph and Signature as per specification mentioned in Step-3. Click 'submit and preview' button to move to the verification step.

Ministry of Education
Government of India

CU-CET 2021
Central Universities - Common Entrance Test

राष्ट्रीय परीक्षा एजेंसी
National Testing Agency

Home Change Password Register Query Logout

Name: TEST A Application No: 21351000045

Registration Application Form Document Upload Fee Payment

S.No.	Required Document	Document Specifications	Upload	Action	View
1	Photo Upload	Document Format: JPG Min Size (KB): 10 Max Size (KB): 100	<input type="button" value="Choose File"/> No file chosen		
2	Signature Upload	Document Format: JPG Min Size (KB): 4 Max Size (KB): 100	<input type="button" value="Choose File"/> No file chosen		

Disclaimer:
This site is designed and hosted by NIC eCounselling division and the contents are provided by NTA. For any further information, please contact to NTA. (Ver 1.0.136.2.0)

NIC एनआईसी
National Informatics Centre



S.No.	Required Document	Document Specifications	Upload	Action	View
1	Photo Upload	Document Format: JPG Min Size (KB): 10 Max Size (KB): 100	Choose File pic.jpg 	Upload	
2	Signature Upload	Document Format: JPG Min Size (KB): 4 Max Size (KB): 100	Choose File Sample Sign.JPG 	Upload	

Disclaimer:
This site is designed and hosted by NIC eCounselling division and the contents are provided by NTA. For any further information, please contact to NTA. (Ver 1.0.136.2.0)



Verify the Photograph and Signature before uploading them.



S.No.	Required Document	Document Specifications	Upload	Action	View
1	Photo Upload	Document Format: JPG Min Size (KB): 10 Max Size (KB): 100	Choose File No file chosen		Uploaded Document
2	Signature Upload	Document Format: JPG Min Size (KB): 4 Max Size (KB): 100	Choose File No file chosen		Uploaded Document

Security Pin

Enter Security Pin (Case sensitive)

Confirm !!

Do you wish to submit Document Form finally ?

Yes No

Disclaimer:
This site is designed and hosted by NIC eCounselling division and the contents are provided by NTA. For any further information, please contact to NTA. (Ver 1.0.136.2.0)



The following screen appears on completion of Step-3. Click 'Pay Examination Fee' to move to Step-4. The Application Form and the uploaded documents can be edited before moving to the payment gateway.

Ministry of Education
Government of India

CU-CET 2021
Central Universities - Common Entrance Test

राष्ट्रीय परीक्षा एजेंसी
National Testing Agency

Home Change Password Register Query Logout

Name: TEST A Application No: 213510000045

Registration Application Form Image Upload Fee Payment

Application Progress Status

- View Registration Form
- View Application Form
- View Documents
- View Fee Receipt

Download Confirmation Page

- Download Confirmation Page
- Email Confirmation Page

Verify Mobile No. & Email Id

- Verify Mobile Number
- Verify Email Id

Application Status	
Registration Form	Completed
Application Form	Completed
Upload Documents	Completed
Application Fee Payment	Completed

You have completed all the steps of online Application Form.
Now download the confirmation page.
Application Number : 2135 1000 0045

[Download Confirmation Page](#)

Disclaimer:
This site is designed and hosted by NIC eCounselling division and the contents are provided by NTA. For any further information, please contact to NTA, (Ver 1.0.136.2.0)

NIC एनआईसी
National Informatics Centre

After the payment of Online Application Form (i.e successful completion of Step-4), Confirmation Page is available for downloading. The Confirmation Page of the online Application Form will be generated only after successful payment by the Candidate.

ANNEXURE- XIV: PROCEDURE TO BE ADOPTED FOR COMPILATION OF NTA SCORES FOR MULTI SESSION PAPERS (NORMALIZATION PROCEDURE BASED ON PERCENTILE SCORE)

NTA will be conducting examinations on multiple dates, generally in two sessions per day. The candidates will be given different sets of questions per session and it is quite possible that in spite of all efforts of maintaining equivalence among various question papers, the difficulty level of these question papers administered in different sessions may not be exactly the same. Some of the candidates may end up attempting a relatively tougher set of questions when compared to other sets. The candidates who attempt the comparatively tougher examination are likely to get lower marks as compared to those who attempt the easier one. In order to overcome such a situation, “**Normalization procedure based on Percentile Score**” will be used for ensuring that candidates are neither benefitted nor disadvantaged due to the difficulty level of the examination. With the objective of ensuring that a candidate’s true merit is identified, and that a level playing field is created in the above context, the Normalization Procedure, set out below shall be adopted, for compiling the NTA scores for multi session papers.

The process of Normalization is an established practice for comparing candidate scores across multi session papers and is similar to those being adopted in other large educational selection tests conducted in India. For normalization across sections, NTA shall use the percentile equivalence.

Percentile Scores: Percentile scores are scores based on the relative performance of all those who appear for the examination. Basically the marks obtained are transformed into a scale ranging from 100 to 0 for each session of examinees.

The Percentile Score indicates the percentage of candidates that have scored EQUAL TO OR BELOW (same or lower raw scores) that particular Percentile in that examination. Therefore the topper(highest score) of each session will get the same Percentile of 100 which is desirable. The marks obtained in between the highest and lowest scores are also converted to appropriate Percentiles.

The Percentile score will be the Normalized Score for the examination (instead of the raw marks of the candidate) and shall be used for preparation of the merit lists.

The Percentile Scores will be calculated up to 7 decimal places to avoid bunching effect and reduce ties.

The Percentile score of a Candidate is calculated as follows:

$$\frac{100 \times \text{Number of candidates appeared in the 'Session' with raw score EQUAL TO OR LESS than the candidate}}{\text{Total number of the candidates appeared in the 'Session'}}$$

Note: The Percentile of the Total shall **NOT be** an aggregate or average of the Percentile of individual subject. Percentile score is not the same as percentage of marks obtained.

Example: Suppose a test was held in 4 sessions of examinees as per details given below:- (Allocation of Days and shifts were done randomly)

(a) Distribution of candidates were as follows:

Session-1: Day-1 Shift-1, **Session-2:** Day-1 Shift-2, **Session-3:** Day-2 Shift-1 and **Session-4:** Day-2 Shift-2

Session	Day/Shift	No of Candidates			Marks	
		Absent	Appeared	Total	Highest	Lowest
Session-1	Day-1 Shift-1	3974	28012	31986	335	-39
Session-2	Day-1 Shift-2	6189	32541	38730	346	-38
Session-3	Day-2 Shift-1	6036	41326	47362	331	-49
Session-4	Day-2 Shift-2	9074	40603	49677	332	-44
Total(Session-1 to Session-4)		25273	142482	167755	346	-49

In this method of scoring the HIGHEST RAW SCORE in each paper (irrespective of the raw scores) will be the 100 Percentile indicating that 100% of candidates have scores equal to or lesser than the highest scorer/ topper for that session.

Highest Raw Score and Percentile Score: All the highest raw scores will have normalized Percentile Score of 100 for their respective session.

Session	Total Candidates Appeared	Highest Raw Score	Candidates who scored EQUAL OR LESS THAN Highest Raw Score	Percentile Score	Remarks
Session-1	28012	335	28012	100.0000000 $[(28012/28012)*100]$	i.e. all the highest raw scores would be normalized to 100 Percentile Score for their respective session.
Session-2	32541	346	32541	100.0000000 $[(32541/32541)*100]$	
Session-3	41326	331	41326	100.0000000 $[(41326/41326)*100]$	
Session-4	40603	332	40603	100.0000000 $[(40603/40603)*100]$	

Lowest Raw Score and Percentile Score: Percentile Score of all the lowest raw scores will depend on the total number of candidates who have taken the examination for their respective session.

Session	Total Candidates Appeared	Lowest Raw Score	Candidates who scored EQUAL OR LESS THAN Lowest Raw Score	Percentile Score	Remarks
Session-1	28012	-39	1	0.0035699 $[(1/28012)*100]$	i.e. Percentile Score of all the lowest raw scores are different i.e. Percentile Score depend on the total number of candidates who have taken the examination for their respective session.
Session-2	32541	-38	1	0.0030730 $[(1/32541)*100]$	
Session-3	41326	-49	1	0.0024198 $[(1/41326)*100]$	
Session-4	40603	-44	1	0.0024629 $[(1/40603)*100]$	

The following is a further explanation of the interpretation of the raw scores and Percentile Score in Session-3 (Day-2 and Shift-1) with 41326 candidates who have taken the examination.

Candidate	Percentile Score	No of Candidates	Raw Score	Remark
A	100.000000 0 [[41326/41326]*100]	1	331	Indicates that amongst those appeared, 100% have scored either EQUAL TO OR LESS THAN the candidate A (331 raw score).
				It also indicates that no candidate has scored more than the candidate A (331 raw score).
B	90.1224411 [[37244/41326]*100]	77	121	Indicates that amongst those appeared, 90.1224411% have scored either EQUAL TO OR LESS THAN the candidate B (121 raw score).
				It also indicates that remaining candidates have scored more than candidate B (121 raw score).
C	50.4549194 [[20851/41326]*100]	381	41	Indicates that amongst those appeared, 50.4549194% have scored either EQUAL TO OR LESS THAN the candidate C (41 raw score).
				It also indicates that remaining those appeared have scored more than candidate C (41 raw score).
D	31.7040120 [[13102/41326]*100]	789	25	Indicates that amongst those appeared, 31.7040120% have scored either EQUAL TO OR LESS THAN the candidate D (25 raw score).
				It also indicates that remaining candidates have scored more than candidate D (25 raw score).
E	1.1034216 [[456/41326]*100]	100	-15	Indicates that amongst those appeared, 1.1034216% have scored either EQUAL TO OR LESS THAN the candidate E (-15 raw score).
				It also indicates that remaining candidates have scored more than candidate E (-15 raw score).

STEP-BY-STEP PROCEDURE FOR NORMALIZATION AND PREPARATION OF RESULT:

Step-1: Distribution of Examinees in two shifts:

Candidates have to be distributed into two sessions randomly so that each session has approximately equal number of candidates. These two sessions would be as follows:

Session-1: Day-1 Shift-1, Session-2: Day-1 Shift-2

In the event of more number of days or less number of shifts, the candidates will be divided accordingly.

This will ensure that there is no bias in the distribution of candidates who shall take the examination. Further, with a large population of examinees spread over the entire country the possibility of such bias becomes remote.

Step-2: Preparation of Results for each Session:

The examination results for **each session** would be prepared in the form of

- Raw Scores
- Percentiles Scores of Total raw scores.

The Percentiles would be calculated for each candidate in the Session as follows:
Let TP1 be the Percentile Scores of Total Raw Score of that candidate.

$$\text{Total Percentile (TP1) : } 100 \times \frac{\text{No. of candidates appeared from the session with raw score EQUAL TO OR LESS than T1 score}}{\text{Total No. of candidates appeared in the session}}$$

Step-3: Compilation of NTA score and Preparation of Result:

The Percentile scores for the Total Raw Score for all the sessions (**Session-1: Day-1 Shift-1, Session-2: Day-1 Shift-2**) as calculated in Step-2 above would be merged and shall be called the NTA scores which will then be used for compilation of result and further processing for deciding the allocation.

In the events of the percentiles for the multi-shifts being dissimilar / unequal, the lowest will be the eligibility cut-off for that category for all candidates (i.e. all shifts).

For Example: In an the examination held in two shifts, if the 40% marks correspond to a Percentile score of 78 in Shift 1 and 79 in Shift 2, then all those equal to or above 78 percentiles (Percentile score of 100 to 78) in both shifts will become eligible in General Category. Similar method will be adopted for the other categories to determine eligibility cut-offs.

In case the examination is held in more number of shifts the same principle shall apply.

ANNEXURE- XV: HELPDESK CONTACT DETAILS OF PARTICIPATING UNIVERSITIES IN CU-CET 2021



ASSAM UNIVERSITY, SILCHAR
Address: Assam University Silchar -
 788 011, Assam, India
Website: www.aus.ac.in
Email id: mrutyu@gmail.com
Phone: +91-9476897510, +91-
 9401847943



CENTRAL UNIVERSITY OF ANDHRA PRADESH **Website:** www.cuap.ac.in
Email id: prakash.chittoor@gmail.com,
nag.aprdcgem@gmail.com
Phone: 9640884806, 7598413970



CENTRAL UNIVERSITY OF GUJARAT
Address: Central University of Gujarat
 Sector-29 Gandhinagar - 382030
Website: www.cug.ac.in
Email id: cug_entrance@cug.ac.in
Phone: 079-23977446



CENTRAL UNIVERSITY OF HARYANA
Address: Jant-Pali, Mahendergarh
 Haryana Pin: 123031
Website: www.cuh.ac.in
Email id: enqcucet@cuh.ac.in
Phone: 9212884894



CENTRAL UNIVERSITY OF JAMMU
Address: Bagla Suchani, Jammu and
 Kashmir 181143
Website: www.cujammu.ac.in
Email
id: admissions2021@cujammu.ac.in
Phone: 8082197957, 9796665505,
 8178118948



CENTRAL UNIVERSITY OF JHARKHAND
Address: Cheri-Manatu Campus
 Ranchi-835 222
Website: www.cuj.ac.in
Email id: admissionhelpdesk@cuj.ac.in
Phone: 7070630510



CENTRAL UNIVERSITY OF KARNATAKA
Address: Kadaganchi, Aland Road,
 Kalaburagi Dist. - 585 367
Website: www.cuk.ac.in
Email id: siddu@cuk.ac.in /
akheelp@hotmail.com
Phone: 9972191661/ 9242355484



CENTRAL UNIVERSITY OF KERALA
Address: Tejaswini Hills, Periyar (PO),
 Kasaragod (DT), Kerala-671316 INDIA
Website: www.cukerala.ac.in
Email id: admissions@cukerala.ac.in
Phone: 04672309467, 04672309460



CENTRAL UNIVERSITY OF PUNJAB
Address: VPO-Ghudda, Bathinda
 Punjab, India- 151401
Website: www.cup.edu.in
Email id: admissions@cup.edu.in
Phone: 09464269330



CENTRAL UNIVERSITY OF RAJASTHAN
Address: NH-8, Bandar Sindri,
 Kishangarh Dist-Ajmer-305817,
 Rajasthan [INDIA]
Website: www.curaj.ac.in
Email id: admission2021@curaj.ac.in
Phone: 7014588311



CENTRAL UNIVERSITY OF SOUTH BIHAR
Address: SH-7, Gaya Panchanpur
 Road, Village – Karhara, Post.
 Fatehpur, Gaya – 824236 (Bihar)
Website: www.cusb.ac.in
Email id: kshitiz@cusb.ac.in
Phone: 0631-2229514 / 0631-
 2229518



CENTRAL UNIVERSITY OF TAMIL NADU
Address: Neelakudi, Thiruvarur - 610
 005, Tamil Nadu, INDIA
Website: www.cutn.ac.in
Email id: admissions@cutn.ac.in
Phone: 04366 - 277337



011-40759000



National Testing Agency

**(An autonomous organization under the Department of
Higher Education, Ministry of Education, Government of India)**

**Help Line: For Technical support, contact following during
working days between 10.00 a.m. and 5.00 p.m.**

**Website-: <https://cucet.nta.nic.in>, www.nta.ac.in
Email ID: cucet@nta.ac.in**